

Natural Stone Gallery

ELEGANZA TILES / MODERN MOVEMENT REDEFINED





..... *LOCATED IN HOUSTON, TX TO BETTER SERVE YOU*



NATURAL STONE GALLERY

13202 Murphy Road
Stafford, TX 77477
713 778-0888
naturalstonegallery.net



TRADESHOWS: SURFACES, COVERINGS, HD



Coverings 2008



Coverings 2009



Surfaces 2010



Coverings 2011




Surfaces 2012



HD 2013



Surfaces 2014



Coverings 2014



Coverings 2015



HD 2016



We are committed to protecting the environment by using recycled materials in the production and packaging of our products.

index

PORCELAIN TILES

American Traditions	3
Anticho	5
Axis	7
Bi-Fusion	9
Bio-Plank	11
Black & White	13
Concrete	15
Contempo	17
Denali	19
Digiwood	21
Eco-Tuscany	23
Element	25
Eramosa	27
Essence	29
Fabrique	31
Firenze	33
Flow	37
Fossil Wood	39
Gemstone Collection	41
Ginza	43

Groove	45
Hampton	47
Imperial	49
Kyoto	51
Layers	53
Limestone	55
Loft	57
Mako	59
Marmol Collection	61
Metallica	63
Metallica Lite	65
Metro	67
Metropolis	69
Moda	71
Modern	73
Nature	75
Neutra	77
Patina	79
Pistoia	81
River Travertine	85
Sky	87

Studio	89
Travertine	91
Tundra Wood	93
Varese	95
Veranda	99
Vivaldi	101
Woodland	103

CERAMIC TILES

Acacia	107
Marmol Collection	109
Modern	111
Travertine	113

GLASS

Arizona	117
Bliss	119
Bolle	121
Impressions	123
Luxe	125
Matrix-4	127

Metallic	129
Midtown	131
New York	133
Newport	135
Nuevo Laguna	137
Ocean	139
Onix	141
Onix Hex	143
Vetro	145
Westwood	147

THIN TILES

Slimtech	151
----------	-----

THICK TILES

Eco-Outdoor 2.0	155
-----------------	-----

ALTERNATIVE TILES

Crystal Stone 2.0	159
Universal Cove Base	161

Marketing Tools	163
Warranty	165
Technical Info	166





PORCELAIN TILES



ABSOLUTE - MILK

ABSOLUTE

Rediscover the timeless beauty of limestone featured in Absolute. This new series brings the best out of sedimentary stone and fuses it with a robust modern multi-stone look. Its versatile four color tones are matched by the 18"x36" format that allows for more dynamic installation schemes and color combinations. The beauty of absolute can be enjoyed in a commercial or residential setting on both wall and floor applications.

Size Available: 18"x36"



Milk



Ash


















Nut



Cenere

TECHNICAL INFORMATION

	COLOR VARIATION	V2
	PEI	4
	D.C.O.F.	>0.42
	MOHS	8
	WATER ABSORPTION	0.05%
	PRINTING	HD INKJET
	USAGE	COMMERCIAL / RESIDENTIAL
	CHEMICAL STAIN RESISTANT	YES
	FROST RESISTANT	YES
	FINISH	MATTE
	TYPE	GLAZED PORCELAIN
	APPLICATION	FLOOR / WALL
	COUNTRY OF ORIGIN	CHINA
	EDGE FINISH	RECTIFIED
	RECYCLED CONTENT	N/A

SIZES, PACKAGING, AND WEIGHT

Sizes*	PCS / Box (SF)	Box / Pallet (SF)	LBS / Pallet
18"x36"	3 PCS / 13.07 SF	29 BXS / 378.90 SF	56.30 LBS

*Nominal



ACACIA 2.0 - SADDLE

ACACIA 2.0

Acacia 2.0 is a beautiful interpretation of an exotic wood in an HD Ink Jet glazed ceramic tile. The natural characteristic of blended colors conveys sophistication to both residential and commercial spaces. This tile comes in three unique colors, available in a 6"x24" size.

Size Available: 6"x24"



Driftwood


















Natural



Saddle

TECHNICAL INFORMATION

	COLOR VARIATION	V3
	PEI	3
	D.C.O.F.	>0.42
	MOHS	6
	WATER ABSORPTION	3-6%
	PRINTING	HD INKJET
	USAGE	COMMERCIAL / RESIDENTIAL
	CHEMICAL STAIN RESISTANT	YES
	FROST RESISTANT	YES
	FINISH	MATTE
	TYPE	CERAMIC TILE
	APPLICATION	FLOOR / WALL
	COUNTRY OF ORIGIN	CHINA
	EDGE FINISH	NATURAL EDGE
	RECYCLED CONTENT	N/A

SIZES, PACKAGING, AND WEIGHT

Sizes*	PCS / Box (SF)	Box / Pallet (SF)	LBS / Pallet
6"x24"	11 PCS / 10.76 SF	72 BXS / 774.72 SF	3,415.68 LBS

*Nominal



ALIVE

Essential and versatile are some of the characteristics that define Alive our newest entry in our extensive line of concrete inspired porcelain tiles. This contemporary new series features a wide tonal range with four unique colors in 24"x24" that make this series a perfect fit for a wide range of applications. Combined with the beautifully designed decorative pieces which feature unique geometric patterns this collection will surely add a sense of dynamism to your next project.

Size Available: 24"x24"



Light



Grey



Dust



Dark



Light Deco



Grey Deco


















Dust Deco



Dark Deco

TECHNICAL INFORMATION

	COLOR VARIATION	V3
	PEI	4
	D.C.O.F.	>0.42
	MOHS	7
	WATER ABSORPTION	<0.5%
	PRINTING	HD INKJET
	USAGE	COMMERCIAL / RESIDENTIAL
	CHEMICAL STAIN RESISTANT	YES
	FROST RESISTANT	YES
	FINISH	MATTE
	TYPE	GLAZED PORCELAIN
	APPLICATION	FLOOR / WALL
	COUNTRY OF ORIGIN	CHINA
	EDGE FINISH	RECTIFIED
	RECYCLED CONTENT	N/A

SIZES, PACKAGING, AND WEIGHT

Sizes*	PCS / Box (SF)	Box / Pallet (SF)	LBS / Pallet
24"x24"	4 PCS / 15.50 SF	40 BXS / 620 SF	2,821.90 LBS

*Nominal



AXIS - MADRE PERLA

AXIS

Inspired by the look of real fabric, Axis is a sophisticated and beautiful porcelain series that is soft and smooth to the touch and it will add a modern look to any residential or commercial space. This brilliant new tile with its neutral five option color palette, is a great addition to our porcelain collection.

Size Available: 12"x24", 1"x4" on 12"x12" Mesh Sheet, 3.25"x12" Bullnose



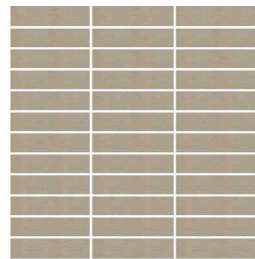
Bianco

Ambria

Madre Perla

Onice

Nero



Solid 1"x4" Mosaic
on 12"x12" Mesh Sheet
Available in all colors



Light Blend 1"x4" Mosaic
on 12"x12" Mesh Sheet


















Dark Blend 1"x4" Mosaic
on 12"x12" Mesh Sheet



3.25"x12"
Bullnose

TECHNICAL INFORMATION

	COLOR VARIATION	V2
	PEI	4
	D.C.O.F.	>0.42
	MOHS	7
	WATER ABSORPTION	<0.5%
	PRINTING	ROTO
	USAGE	COMMERCIAL / RESIDENTIAL
	CHEMICAL STAIN RESISTANT	YES
	FROST RESISTANT	YES
	FINISH	MATTE
	TYPE	GLAZED PORCELAIN
	APPLICATION	WALL / FLOOR
	COUNTRY OF ORIGIN	CHINA
	EDGE FINISH	RECTIFIED
	RECYCLED CONTENT	N/A

SIZES, PACKAGING, AND WEIGHT

Sizes*	PCS / Box (SF)	Box / Pallet (SF)	LBS / Pallet
12"x24"	8 PCS / 15.49 SF	32 BXS / 495.68 SF	N/A
1"x4" Mosaic Sheet	11 PCS	N/A	N/A
3.25"x12" Bullnose	25 PCS	N/A	N/A

*Nominal



BIO-RECOVER

The Bio-Recover collection is a vivid interpretation of recycled wood. Its the result of a careful study of recycled wooden floors and interior walls in an effort to create a contemporary porcelain tile with a vintage flair. Bio-Recover is developed using the latest HD Inkjet technology that accurately captures the natural wear and tear as well as color variation. Bio-Recover is available in two plank sizes 8"x48" and 8"x72" for residential and commercial applications.

Size Available: 8"x48", 8"x72"



Warm Cream


















Golden Flame



Old Walnut

TECHNICAL INFORMATION

	COLOR VARIATION	V4
	PEI	N/A
	D.C.O.F.	>0.42
	MOHS	7
	WATER ABSORPTION	≤0.05%
	PRINTING	HD INKJET
	USAGE	COMMERCIAL / RESIDENTIAL
	CHEMICAL STAIN RESISTANT	YES
	FROST RESISTANT	YES
	FINISH	MATTE
	TYPE	THROUGH BODY PORCELAIN
	APPLICATION	WALL / FLOOR
	COUNTRY OF ORIGIN	ITALY
	EDGE FINISH	RECTIFIED
	RECYCLED CONTENT	40%

SIZES, PACKAGING, AND WEIGHT

Sizes*	PCS / Box (SF)	Box / Pallet (SF)	LBS / Pallet
8"x48"	5 PCS / 13.02 SF	24 BXS / 312.48 SF	1,571 LBS
8"x72"	3 PCS / 11.63 SF	48 BXS / 557.60 SF	3,174.66 LBS

*Nominal



BURLINGTON - MEDIUM GREY

BURLINGTON

A celebrated stone for over 400 years, Burlington is the definition of natural beauty and functionality. Its rich character and tonal sophistication is accurately reproduced in this HD ink jet porcelain; that pays homage to a stone that is widely featured in some of the most prominent buildings around the world. Burlington comes in four different colors.

Size Available: 24"x24", 4"x24" Bullnose, 3.25" Hex Mosaic on 11.69"x12.40" Mesh Sheet



Beige



3.25" Hex Mosaic on
11.69"x12.40"
Mesh Sheet



4"x24" Bullnose



Light Grey



3.25" Hex Mosaic on
11.69"x12.40"
Mesh Sheet



4"x24" Bullnose



Medium Grey



3.25" Hex Mosaic on
11.69"x12.40"
Mesh Sheet



4"x24" Bullnose



Dark Grey


















3.25" Hex Mosaic on
11.69"x12.40"
Mesh Sheet



4"x24" Bullnose

TECHNICAL INFORMATION

	COLOR VARIATION	V3
	PEI	3
	D.C.O.F.	>0.42
	MOHS	8
	WATER ABSORPTION	<0.5%
	PRINTING	HD INKJET
	USAGE	COMMERCIAL / RESIDENTIAL
	CHEMICAL STAIN RESISTANT	YES
	FROST RESISTANT	YES
	FINISH	MATTE
	TYPE	COLOR BODY PORCELAIN
	APPLICATION	FLOOR / WALL
	COUNTRY OF ORIGIN	CHINA
	EDGE FINISH	RECTIFIED
	RECYCLED CONTENT	N/A

SIZES, PACKAGING, AND WEIGHT

Sizes*	PCS / Box (SF)	Box / Pallet (SF)	LBS / Pallet
24"x24"	4 PCS	36 BXS	2,579.40 LBS
4"x24" Bullnose	20 PCS	N/A	N/A
3.25"Hex Mosaic Sheet	11 PCS	N/A	N/A

*Nominal



CALMA

Calma offers a contemporary aged wood appearance while reaping the benefits of exceptionally durable porcelain. The beauty of this wood-inspired series is its depiction of highly detailed oak grains that serve as rich accents along the beautifully shaded body. Its enchanting tones will inspire you to create rich and lavish living areas. Calma is an HD Inkjet printed porcelain tile made in Spain, featuring three different colors, available in a 8"x45.5" size.


Size Available: 8"x45.5"



Roble


















Wenge



Nogal

TECHNICAL INFORMATION

	COLOR VARIATION	V2
	PEI	3
	D.C.O.F.	>0.42%
	MOHS	6
	WATER ABSORPTION	0.2%
	PRINTING	HD INKJET
	USAGE	COMMERCIAL / RESIDENTIAL
	CHEMICAL STAIN RESISTANT	YES
	FROST RESISTANT	YES
	FINISH	MATTE
	TYPE	GLAZED PORCELAIN
	APPLICATION	FLOOR / WALL
	COUNTRY OF ORIGIN	SPAIN
	EDGE FINISH	RECTIFIED
	RECYCLED CONTENT	N/A

SIZES, PACKAGING, AND WEIGHT

Sizes*	PCS / Box (SF)	Box / Pallet (SF)	LBS / Pallet
8"x45.5"	5 PCS	40 BXS	2,240 LBS

*Nominal



COASTLINE - MALIBU

COASTLINE

Coastline features the natural beauty of the linear vein cut marble reproduced in idealistic High Definition Inkjet technology. Available in matte and polished finishes in sizes 12"x24" and 4"x24" with available trims, suitable for commercial and residential applications. Like the beauty of the sands across the coast, Coastline is offered in four soft colors Carmel, Malibu, Monterey, and Pebble Beach.

Size Available: 4"x24", 12"x24", 1"x4" Mosaic on 12"x12" Mesh Sheet Matte, 3"x75" Hex Mosaic on 12"x12" Mesh Sheet Matte, Rhomboid Mosaic on 12"x12" Mesh Sheet



Pebble Beach



Carmel



Malibu



Monterey



1"x4" Mosaic on 12"x12" Mesh Sheet
Available in all colors



3.75" Hex on 12"x12" Mesh Sheet
Available in all colors


















Rhomboid Mosaic on 12"x12" Mesh Sheet



4"x24"
Available in all colors

TECHNICAL INFORMATION TEST

	COLOR VARIATION	V3
	PEI	4
	D.C.O.F.	>0.42 (MATTE ONLY)
	MOHS	8
	WATER ABSORPTION	<0.5%
	PRINTING	HD INKJET
	USAGE	COMMERCIAL / RESIDENTIAL
	CHEMICAL STAIN RESISTANT	YES
	FROST RESISTANT	YES
	FINISH	MATTE / POLISHED
	TYPE	GLAZED PORCELAIN
	APPLICATION	WALL / FLOOR
	COUNTRY OF ORIGIN	CHINA
	EDGE FINISH	RECTIFIED
	RECYCLED CONTENT	N/A

†POLISHED COMMERCIAL - WALL ONLY

SIZES, PACKAGING, AND WEIGHT

Sizes*	PCS / Box (SF)	Box / Pallet (SF)	LBS / Pallet
4"x24"	16 PCS / 10.33 SF	48 BXS / 495.84 SF	2,232 LBS
12"x24"	8 PCS / 15.50 SF	40 BXS / 620 SF	2,780 LBS
1"x4" Mosaic	TBD	TBD	TBD
3.75" Hex Mosaic	TBD	TBD	TBD
1"x4" Mosaic	TBD	TBD	TBD

*Nominal



CONCRETE - ASH GREY

CONCRETE

Concrete series takes inspiration from modern urban cities. It captures the intricate man-made characteristics of concrete and presents them in an HD Inkjet porcelain tile offering a vast range of texture, color, form, and possibilities. Concrete is available in 24"x24" and 24"x48" large format size in both matte and semi-polished finishes, as well as a 10"x11.50" Hex sheet with a matte finish, and also in 4"x24" and a 4"x24" Bullnose with additional trims.

Size Available: 4"x12" Matte, 4"x24", 24"x24", 24"x48", 3.75" Hex Mosaic on 10"x11.50" Mesh Sheet Matte, Cube Mosaic Mix on 12"x12" Mesh Sheet, 1"x4" Mosaic on 12"x12" Mesh Sheet, 4"x24" Chevron Matte, 4"x24" Bullnose Matte



White Cloud



Ash Grey



Argento



Gun Powder



3.25" Hex Mosaic on 10"x11.50" Mesh Sheet
Available in all colors



1"x4" Mosaic on 12"x12" Mesh Sheet
Available in all colors



Cube Mosaic Mix on 12"x12" Mesh Sheet
Available in White Cloud, Ash Grey, & Argento Mix

















4"x24" Left / Right Chevron
Available in all colors



4"x24", 4"x24" Bullnose
Available in all colors

TECHNICAL INFORMATION TEST

	COLOR VARIATION	V3
	PEI	4
	D.C.O.F.	>0.42 (MATTE ONLY)
	MOHS	7
	WATER ABSORPTION	<0.5%
	PRINTING	HD INKJET
	USAGE	COMMERCIAL / RESIDENTIAL
	CHEMICAL STAIN RESISTANT	YES
	FROST RESISTANT	YES
	FINISH	MATTE / SEMI-POLISHED
	TYPE	GLAZED PORCELAIN
	APPLICATION	WALL / FLOOR
	COUNTRY OF ORIGIN	CHINA
	EDGE FINISH	RECTIFIED
	RECYCLED CONTENT	N/A

†SEMI-POLISHED COMMERCIAL - WALL ONLY

SIZES, PACKAGING, AND WEIGHT

Sizes	PCS / Box (SF)	Box / Pallet (SF)	LBS / Pallet
4"x12"	TBD	TBD	TBD
4"x24"	20 PCS / 12.92 SF	48 BXS / 620.16 SF	2,751.36 LBS
24"x24"	4 PCS / 15.49 SF	36 BXS / 557.64 SF	2,621 LBS
24"x48"	2 PCS / 15.49 SF	29 BXS / 697.25 SF	N/A
3.75" Hex Mosaic	11 PCS / 11.37 SF	54 BXS	N/A
Cube Mosaic Mix	TBD	TBD	TBD
1"x4" Mosaic	TBD	TBD	TBD
4"x24" Chevron	TBD	TBD	TBD
4"x24" Bullnose	20 PCS	56 BXS	N/A

*Nominal



CONTEMPO - SAND


CONTEMPO

Contempo delivers a soft linen look and feel in true designer fashion. It brings to mind an interpretation of woven textile and is available in an attractive range of colors. Mix and match different sizes, colors and decorative pieces to add modern flare with subtle, yet impressionable, design elements to any space. Offered in five modern, urban colors with two sizes, mosaics and trims available.

Sizes Available: 12"x24", 24"x24", Matchstick 3/8"x6" Mosaic on 12"x12" Mesh Sheet, 3.25"x12" BN



Arctic Tan Sand Jute Midnight Black


















Matchstick 3/8"x6" Mosaic on 12"x12" Mesh Sheet



Aspen Blend Matchstick 3/8"x6" Mosaic on 12"x12" Mesh Sheet Samoa Blend Matchstick 3/8"x6" Mosaic on 12"x12" Mesh Sheet

3.25"x12" Bullnose

TECHNICAL INFORMATION

	COLOR VARIATION	V2
	PEI	4
	D.C.O.F.	>0.42
	MOHS	7
	WATER ABSORPTION	<0.5%
	PRINTING	ROTO
	USAGE	COMMERCIAL / RESIDENTIAL
	CHEMICAL STAIN RESISTANT	YES
	FROST RESISTANT	YES
	FINISH	MATTE
	TYPE	GLAZED PORCELAIN
	APPLICATION	WALL / FLOOR
	COUNTRY OF ORIGIN	CHINA
	EDGE FINISH	RECTIFIED
	RECYCLED CONTENT	N/A

SIZES, PACKAGING, AND WEIGHT

Sizes*	PCS / Box (SF)	Box / Pallet (SF)	LBS / Pallet
12"x24"	8 PCS / 15.49 SF	32 BXS / 495.82 SF	N/A
24"x24"	4 PCS / 15.49 SF	36 BXS / 557.79 SF	N/A
3/8"x6" Matchstick Mosaic	11 PCS	N/A	N/A
3.25"x12" Bullnose	25 PCS	N/A	N/A

*Nominal



DISTRICT - STREET




DISTRICT

The District collection represents the ideal union of durable, low porosity porcelain stoneware with the modern, monolithic style of concrete. Floor and wall installation provide a contemporary touch, ensuring functionality and technical performance. District is available in 24"x24" and offered in four metropolitan color shades that lend designers to express their creativity for both residential and commercial applications.

Size Available: 24"x24" Matte



Route



Boulevard


















Avenue



Street

TECHNICAL INFORMATION

	COLOR VARIATION	V3
	PEI	N/A
	D.C.O.F.	>0.42
	MOHS	7
	WATER ABSORPTION	<0.04%
	PRINTING	HD INKJET
	USAGE	COMMERCIAL / RESIDENTIAL
	CHEMICAL STAIN RESISTANT	YES
	FROST RESISTANT	YES
	FINISH	MATTE
	TYPE	THROUGH BODY PORCELAIN
	APPLICATION	FLOOR / WALL
	COUNTRY OF ORIGIN	ITALY
	EDGE FINISH	RECTIFIED
	RECYCLED CONTENT	40%

SIZES, PACKAGING, AND WEIGHT

Sizes*	PCS / Box (SF)	Box / Pallet (SF)	LBS / Pallet
24"x24"	4 PCS / 15.49 SF	32 BXS / 495.68 SF	2,289.00 LBS

*Nominal



DOLCE - CENERE

DOLCE

With the soft touch and subtle hues of genuine limestone, the Dolce collection showcases the beauty of actual dips adherent in the natural stone with a semi-polished surface. Attributes of this timeless treasure available now with the low maintenance and durability of porcelain. Dolce offers three beautiful colors in 18"x36" large format size.

Size Available: 18"x36"



Cenere


















Grigio



Malto

TECHNICAL INFORMATION

	COLOR VARIATION	V2
	PEI	4
	D.C.O.F.	>0.42
	MOHS	4
	WATER ABSORPTION	0.05%
	PRINTING	HD INKJET
	USAGE	COMMERCIAL / RESIDENTIAL
	CHEMICAL STAIN RESISTANT	YES
	FROST RESISTANT	YES
	FINISH	SEMI-POLISHED
	TYPE	GLAZED PORCELAIN
	APPLICATION	FLOOR / WALL
	COUNTRY OF ORIGIN	CHINA
	EDGE FINISH	RECTIFIED
	RECYCLED CONTENT	N/A

SIZES, PACKAGING, AND WEIGHT

Sizes*	PCS / Box (SF)	Box / Pallet (SF)	LBS / Pallet
18"x36"	3 PCS / 13.07 SF	29 BXS / 379.03 SF	1,822.07 LBS

*Nominal



DOLOMITI - WHITE & BLACK

DOLOMITI

Dolomiti’s outstanding achievement lies in it’s ability to accurately depict the look and feel of natural slate’s flaky layers which are vividly reproduced with the help of the latest HD Inkjet technology. This series consists of four distinctive tones that are both texturally dynamic and highly detailed. It’s textural range includes a dense veining that helps accentuate its underlying earth tones in a variety of sizes that include 12"x24", 16"x32", 3"x24" Bullnose and 2"x2" mosaic on 12"x12" mesh sheet. Dolomiti can be used for commercial and residential applications.

Size Available: 12"x24", 16"x32", 2"x2" Mosaic on 12"x12" Mesh Sheet, 3"x24" Bullnose



White



Grey



Golden Grey



Black




White - 2"x2"
Mosaic on 12"x12"
Mesh Sheet



Grey - 2"x2"
Mosaic on 12"x12"
Mesh Sheet




Golden Grey - 2"x2"
Mosaic on 12"x12"
Mesh Sheet



Black - 2"x2"
Mosaic on 12"x12"
Mesh Sheet




White - 3"x24"
Bullnose



Grey - 3"x24"
Bullnose


















Golden Grey - 3"x24"
Bullnose



Black - 3"x24"
Bullnose

TECHNICAL INFORMATION

	COLOR VARIATION	V4
	PEI	5
	D.C.O.F.	>0.42
	MOHS	PENDING
	WATER ABSORPTION	<0.5%
	PRINTING	HD INKJET
	USAGE	COMMERCIAL / RESIDENTIAL
	CHEMICAL STAIN RESISTANT	YES
	FROST RESISTANT	YES
	FINISH	MATTE
	TYPE	COLOR BODY PORCELAIN
	APPLICATION	FLOOR / WALL
	COUNTRY OF ORIGIN	ITALY
	EDGE FINISH	RECTIFIED
	RECYCLED CONTENT	N/A

SIZES, PACKAGING, AND WEIGHT

Sizes*	PCS / Box (SF)	Box / Pallet (SF)	LBS / Pallet
12"x24"	5 PCS / 9.68 SF	48 BXS / 464.64 SF	3,016.80 LBS
16"x32"	3 PCS / 10.33 SF	28 BXS / 289.24 SF	1,774.08 LBS
2"x2" Mosaic Sheet	6 PCS / 5.81 SF	42 BXS / 244.02 SF	1,128.96 LBS
3"x24" Bullnose	14 PCS	N/A	26.04 LBS

*Nominal



DREAMING - SAFARI

DREAMING

Over two years of extensive research and product development have resulted in a product situated at the cutting edge of high definition digital technology. Our goal was to produce colors and shades typical of Apuan Marble that retain high fidelity of the natural stone. The result is a new dream like collection: Dreaming. This series is available in three versatile colors in two finishes and size combinations: matte - 30"x30" and polished - 29"x29".

Size Available: 29"x29" Polished†, 30"x30" Matte



Calacatta Gold Extra


















Safari



Pietra Grey

TECHNICAL INFORMATION

	COLOR VARIATION	V3
	PEI	4 POLISHED, 5 MATTE
	D.C.O.F.	>0.42
	MOHS	N/A
	WATER ABSORPTION	<0.05%
	PRINTING	HD INKJET
	USAGE	COMMERCIAL / RESIDENTIAL
	CHEMICAL STAIN RESISTANT	YES
	FROST RESISTANT	YES
	FINISH	MATTE / POLISHED
	TYPE	GLAZED PORCELAIN
	APPLICATION	FLOOR / WALL
	COUNTRY OF ORIGIN	ITALY
	EDGE FINISH	RECTIFIED
	RECYCLED CONTENT	40%

†POLISHED COMMERCIAL - WALL ONLY

SIZES, PACKAGING, AND WEIGHT

Sizes*	PCS / Box (SF)	Box / Pallet (SF)	LBS / Pallet
29"x29"	2 PCS / 11.41 SF	42 BXS / N/A	N/A
30"x30"	2 PCS / 11.05 SF	42 BXS / N/A	N/A

*Nominal



EARTH - SAND

EARTH

Earth series is a unique replication of natural stone that reconnects any space with the natural world by adding both warmth and quality. Earth creates a distinctive look of soft tranquility while also giving a room a sense of comfort and relaxation. This exciting new product is available in three colors for residential and commercial applications in 16"x44" and 4"x23" formats.

Size Available: 16"x44", 4"x23" Bullnose



Grey



Cafe



Sand



4"x23" Bullnose


















4"x23" Bullnose



4"x23" Bullnose

TECHNICAL INFORMATION

	COLOR VARIATION	V3
	PEI	3
	D.C.O.F.	>0.42
	MOHS	5
	WATER ABSORPTION	0.15%
	PRINTING	HD INKJET
	USAGE	COMMERCIAL/RESIDENTIAL
	CHEMICAL STAIN RESISTANT	YES
	FROST RESISTANT	YES
	FINISH	MATTE
	TYPE	GLAZED PORCELAIN
	APPLICATION	WALL/FLOOR
	COUNTRY OF ORIGIN	SPAIN
	EDGE FINISH	RECTIFIED
	RECYCLED CONTENT	N/A

SIZES, PACKAGING, AND WEIGHT

Sizes*	PCS / Box (SF)	Box / Pallet (SF)	LBS / Pallet
16"x44"	3 PCS / 15.00 SF	20 BXS / N/A	1,480.00 LBS
4"x23" Bullnose	15 PCS / 9.15 SF	72 BXS / N/A	N/A

*Nominal



EMOTION WOOD - MIELE

EMOTION WOOD

Scenes of serene meadows and pristine forests have influenced the creation of Emotion Wood. The pristine color palette evokes a sense of relaxation with its subtle tones and slight gradations. This modern wood collection is designed to perfectly coordinate with existing décor while the durable porcelain color body ensures long lasting applications. Available in four modern wood hues, offered in 8"x48" plank size.

Size Available: 8"x48"



Bianco



Grigio


















Miele



Rovere

TECHNICAL INFORMATION

	COLOR VARIATION	V2
	PEI	N/A
	D.C.O.F.	>0.42
	MOHS	6
	WATER ABSORPTION	<0.5%
	PRINTING	HD INKJET
	USAGE	COMMERCIAL / RESIDENTIAL
	CHEMICAL STAIN RESISTANT	YES
	FROST RESISTANT	YES
	FINISH	MATTE
	TYPE	COLOR BODY PORCELAIN
	APPLICATION	FLOOR / WALL
	COUNTRY OF ORIGIN	ITALY
	EDGE FINISH	RECTIFIED
	RECYCLED CONTENT	N/A

SIZES, PACKAGING, AND WEIGHT

Sizes	PCS / Box (SF)	Box / Pallet (SF)	LBS / Pallet
8"x48"	6 PCS / 15.49 SF	28 BXS / 433.72 SF	1,988.00 LBS



ESSENCE - GREY STONE

ESSENCE

Enjoy the classic sedimentary look of sandstone in large format created with the latest HD Ink Jet technology. Essence is a glazed porcelain tile and it is available in 8"x48" and 24"x48" in matte and polished finishes.

Size Available 8"x48", 24"x48" Matte and Polished†



Aspen White


















Grey Stone



Corton

TECHNICAL INFORMATION

	COLOR VARIATION	V3
	PEI	4
	D.C.O.F.	>0.42 (MATTE ONLY)
	MOHS	7
	WATER ABSORPTION	<0.5%
	PRINTING	HD INK JET
	USAGE	COMMERCIAL / RESIDENTIAL
	CHEMICAL STAIN RESISTANT	YES
	FROST RESISTANT	YES
	FINISH	MATTE / POLISHED
	TYPE	GLAZED PORCELAIN
	APPLICATION	WALL / FLOOR
	COUNTRY OF ORIGIN	CHINA
	EDGE FINISH	RECTIFIED
	RECYCLED CONTENT	N/A

†POLISHED - COMMERCIAL WALL ONLY

SIZES, PACKAGING, AND WEIGHT

Sizes*	PCS / Box (SF)	Box / Pallet (SF)	LBS / Pallet
24"x48"	2 PCS / 15.49 SF	45 BXS / 697.25 SF	N/A
8"x48"	4 PCS / 10.33 SF	44 BXS / 454.52 SF	N/A

*Nominal



ESSENTIAL - WICKER BLACK MATTE



ESSENTIAL - WEDGE BLACK MATTE



ESSENTIAL - NOUDEL WHITE MATTE

ESSENTIAL

Essential Series is a unique creation. This collection of geometric three dimensional tiles capture our imagination while its modular pieces leave it up to you to decide their arrangement. Glossy finishes enhance the angular details meanwhile matte has never looked this impressive. Essential and ubiquitous beauty is paired with a flawless execution making this masterful series the perfect modern choice for any commercial or residential wall application. Available in 5"x5", 5"x10", and 10"x10". Sizes not available in all designs.

Size Available: 5"x5"




Wicker White
Matte



Wicker White
Glossy



Wicker Grey
Glossy



Wicker Black
Matte



Leaf White
Matte



Leaf White
Glossy



Leaf Grey
Glossy



Leaf Black
Matte



Noudel White
Matte



Noudel White
Glossy



Noudel Black
Matte



Wedge White
Matte


















Wedge White
Glossy



Wedge Black
Matte

TECHNICAL INFORMATION

	COLOR VARIATION	V1
	PEI	N/A
	D.C.O.F.	N/A
	MOHS	N/A
	WATER ABSORPTION	>10%
	PRINTING	HD INKJET
	USAGE	COMMERCIAL / RESIDENTIAL
	CHEMICAL STAIN RESISTANT	YES
	FROST RESISTANT	N/A
	FINISH	MATTE, GLOSSY
	TYPE	CERAMIC TILE
	APPLICATION	WALL
	COUNTRY OF ORIGIN	SPAIN
	EDGE FINISH	NON-RECTIFIED
	RECYCLED CONTENT	62%

SIZES, PACKAGING, AND WEIGHT

Sizes*	PCS / Box (SF)	Box / Pallet (SF)	LBS / Pallet
5"x5" Wicker	28 PCS / 4.66 SF	85 BXS / 396.19 SF	1,367.65 LBS
5"x5" Leaf	28 PCS / 4.66 SF	85 BXS / 396.19 SF	1,212.10 LBS
5"x5" Noudel	28 PCS / 4.66 SF	85 BXS / 396.19 SF	1,306.45 LBS
5"x5" Wedge	26 PCS / 4.33 SF	85 BXS / 367.80 SF	1,246.10 LBS

*Nominal



ESSENTIAL - INSET BLACK MATTE, INSET L BLACK MATTE, INSET M BLACK MATTE

ESSENTIAL

Essential Series is a unique creation. This collection of geometric three dimensional tiles capture our imagination while its modular pieces leave it up to you to decide their arrangement. Glossy finishes enhance the angular details meanwhile matte has never looked this impressive. Essential and ubiquitous beauty is paired with a flawless execution making this masterful series the perfect modern choice for any commercial or residential wall application. Available in 5"x5", 5"x10", and 10"x10". Sizes not available in all designs.

Size Available: 5"x5", 5"x10", 10"x10"



Inset White
Matte



Inset Black
Matte



Inset L White
Matte



Inset L Black
Matte


















Inset M White
Matte



Inset M Black
Matte

TECHNICAL INFORMATION

	COLOR VARIATION	V1
	PEI	N/A
	D.C.O.F.	N/A
	MOHS	N/A
	WATER ABSORPTION	>10%
	PRINTING	HD INKJET
	USAGE	COMMERCIAL / RESIDENTIAL
	CHEMICAL STAIN RESISTANT	YES
	FROST RESISTANT	N/A
	FINISH	MATTE, GLOSSY
	TYPE	CERAMIC TILE
	APPLICATION	WALL
	COUNTRY OF ORIGIN	SPAIN
	EDGE FINISH	NON-RECTIFIED
	RECYCLED CONTENT	62%

SIZES, PACKAGING, AND WEIGHT

Sizes*	PCS / Box (SF)	Box / Pallet (SF)	LBS / Pallet
5"x5"	38 PCS / 6.32 SF	85 BXS / 537.03 SF	1,190.00 LBS
5"x10"	38 PCS / 12.69 SF	48 BXS / 609.17 SF	1,354.56 LBS
10"x10"	18 PCS / 12.07 SF	48 BXS / 579.17 SF	1,284.48 LBS

*Nominal



FABRIQUE 2.0 - SUEDE

FABRIQUE 2.0

Fabrique 2.0 is created using the latest HD Inkjet technology featuring a tight weave natural linen look. This is a glazed porcelain tile and it is available in 12"x24" and in coordinating trims.

Size Available: 12"x24", 1"x4" Mosaic on 12"x12" Mesh Sheet, 1"x4" Chevron Mix on 12"x12" Mesh Sheet, 3.75" Hex Mosaic on 12"x12" Mesh Sheet, 4"x24" Reverse Rhomboid, 3.25"x12" Bullnose, 4"x24", 4"x12"


















Cotton Suede Merino Wool Silk



1"x4" Mosaic on 12"x12" Mesh Sheet Available in all colors 1"x4" Chevron Mix on 12"x12" Mesh Sheet (Merino / Wool) 3.75" Hex Mosaic on 12"x12" Mesh Sheet Available in all colors 4"x24" Reverse Rhomboid Available in all colors

TECHNICAL INFORMATION

	COLOR VARIATION	V3
	PEI	4
	D.C.O.F.	<0.42
	MOHS	9
	WATER ABSORPTION	<0.5%
	PRINTING	HD INKJET
	USAGE	RESIDENTIAL
	CHEMICAL STAIN RESISTANT	YES
	FROST RESISTANT	YES
	FINISH	MATTE
	TYPE	GLAZED PORCELAIN
	APPLICATION	WALL / FLOOR
	COUNTRY OF ORIGIN	CHINA
	EDGE FINISH	RECTIFIED
	RECYCLED CONTENT	N/A

†COMMERCIAL - WALL ONLY

SIZES, PACKAGING, AND WEIGHT

Sizes	PCS / Box (SF)	Box / Pallet (SF)	LBS / Pallet
12"x24"	8 PCS / 15.49 SF	40 BXS / 619.60 SF	2,780 LBS
4x12	TBD	TBD	TBD
4x24	TBD	TBD	TBD
1"x4" Mosaic	11 PCS / 10.65 SF	45 BXS / 575.10 SF	N/A
1"x4" Chevron Mix	TBD	TBD	TBD
3.75" Hex Mosaic	TBD	TBD	TBD
4"x24" Reverse Rhom	TBD	N/A	N/A
3.25"x12" Bullnose	25 PCS	TBD	TBD

*Nominal



FIRENZE - GRIGIO

FIRENZE

Firenze features light and dark shades of water stains on its surface reminiscent of industrial cement floors. This color body porcelain tile is available in 24"x24" with available trims in four colors: Grafite, Grigio, Cenere, Bianco along with an MTX Deco in Grafite and Cenere. This tile is suitable for commercial and residential applications.

Size Available: 24"x24", 24"x24" MTX, 2"x2" Mosaic on 12"x12" Mesh Sheet, 4"x24" Bullnose



Grafite



Grigio



Cenere



Bianco



2"x2" Mosaic on 12"x12"




2"x2" Mosaic on 12"x12"




2"x2" Mosaic on 12"x12"



2"x2" Mosaic on 12"x12"



4"x24" Bullnose



4"x24" Bullnose



4"x24" Bullnose


















4"x24" Bullnose



24"x24" MTX Deco packaged in sets of 4 random pieces with 4 patterns available

TECHNICAL INFORMATION

	COLOR VARIATION	V3
	PEI	4
	D.C.O.F.	>0.42
	MOHS	7
	WATER ABSORPTION	<0.5%
	PRINTING	HD INKJET
	USAGE	COMMERCIAL / RESIDENTIAL
	CHEMICAL STAIN RESISTANT	YES
	FROST RESISTANT	YES
	FINISH	MATTE
	TYPE	COLOR BODY PORCELAIN
	APPLICATION	WALL / FLOOR
	COUNTRY OF ORIGIN	CHINA
	EDGE FINISH	RECTIFIED
	RECYCLED CONTENT	N/A

SIZES, PACKAGING, AND WEIGHT

Sizes*	PCS / Box (SF)	Box / Pallet (SF)	LBS / Pallet
24"x24"	4 PCS	40 BXS	N/A
24"x24" MTX	4 PCS	SOLD BY BOXES	N/A
2"x2" Mosaic Sheet	11 PCS	N/A	N/A
4"x24" Bullnose	10 PCS	N/A	N/A

*Nominal



GEMSTONE COLLECTION - MARFIL IVORY

GEMSTONE COLLECTION

The style of the masterpieces of classical architecture comes back to life with Gemstone, a floor and wall collection of glazed stoneware, produced using the revolutionary HD Ink Jet technology. The final product reproduces the effects of the finest marble and travertine, combined with the strength and durability of porcelain. Luster and veins of marble are reinterpreted to combine tradition and innovation, elegance and comfort. Gemstone is available in size 24"x24" polished finish. This product is rated for residential and light commercial installations.

Size Available: 24"x24" Polished



Calacatta Oro



Calacatta White


















Marfil Ivory



Cappuccino

TECHNICAL INFORMATION

	COLOR VARIATION	V3
	PEI	4
	D.C.O.F.	TBD
	MOHS	7
	WATER ABSORPTION	<0.5%
	PRINTING	HD INKJET
	USAGE	RESIDENTIAL
	CHEMICAL STAIN RESISTANT	YES
	FROST RESISTANT	YES
	FINISH	POLISHED
	TYPE	GLAZED PORCELAIN
	APPLICATION	WALL / FLOOR
	COUNTRY OF ORIGIN	CHINA
	EDGE FINISH	RECTIFIED
	RECYCLED CONTENT	N/A

SIZES, PACKAGING, AND WEIGHT

Sizes*	PCS / Box (SF)	Box / Pallet (SF)	LBS / Pallet
24"x24"	4 PCS / 15.49 SF	36 BXS / 557.64 SF	N/A

*Nominal



GROOVE - NERO

GROOVE

Groove porcelain tile lends a modern look to any interior with its distinctive texture. Available in four colors and multiple sizes with unique mosaics, the design possibilities are endless.

Sizes Available: 12"x24", 1"x4" Mosaic on 12"x12" Mesh Sheet, 3.25"x12" Bullnose, .5"x.5" Mosaic



Avorio




Linen




Bronzo



Nero



1"x4" Mosaic on
12"x12" Mesh Sheet



1"x4" Mosaic on
12"x12" Mesh Sheet



1"x4" Mosaic on
12"x12" Mesh Sheet




1"x4" Mosaic on
12"x12" Mesh Sheet



1"x4" Mosaic Dark
Blend on 12"x12"
Mesh Sheet



1"x4" Mosaic Light
Blend on 12"x12"
Mesh Sheet


















.5"x.5" Square Mosaic
on 12"x12" Mesh Sheet
Available in all colors



3.25"x12" Bullnose
Available in all colors

TECHNICAL INFORMATION

	COLOR VARIATION	V2
	PEI	4
	D.C.O.F.	>0.42
	MOHS	7
	WATER ABSORPTION	<0.5%
	PRINTING	ROTO
	USAGE	COMMERCIAL / RESIDENTIAL
	CHEMICAL STAIN RESISTANT	YES
	FROST RESISTANT	YES
	FINISH	MATTE
	TYPE	GLAZED PORCELAIN
	APPLICATION	WALL / FLOOR
	COUNTRY OF ORIGIN	CHINA
	EDGE FINISH	RECTIFIED
	RECYCLED CONTENT	N/A

SIZES, PACKAGING, AND WEIGHT

Sizes*	PCS / Box (SF)	Box / Pallet (SF)	LBS / Pallet
12"x24"	8 PCS / 15.49 SF	40 BXS / 619.60 SF	N/A
1"x4" Mosaic Sheet	11 PCS	N/A	N/A
3.25"x12" Bullnose	25 PCS	N/A	N/A
.5"x.5" Square Mosaic	11 PCS	N/A	N/A

*Nominal



HEARTWOOD - CLOUD

HEARTWOOD

Heartwood delicately embraces modern wood grains and simplicity. Beautiful planks in four subtle urban hues, this collection is available in 8"x48". Cloud, Ash, Desert, and Dusk are also offered in contemporary decos with six unique designs perfect for accentual hints of diversity.


Size Available: 8"x48"



Ash



Cloud



Desert


















Dusk



8"x48" Deco - Six decos available in all colors & are sold random mix within box.

TECHNICAL INFORMATION

	COLOR VARIATION	V2
	PEI	3
	D.C.O.F.	>0.42
	MOHS	6
	WATER ABSORPTION	6% - 10%
	PRINTING	HD INKJET
	USAGE	COMMERCIAL / RESIDENTIAL
	CHEMICAL STAIN RESISTANT	YES
	FROST RESISTANT	YES
	FINISH	MATTE
	TYPE	GLAZED CERAMIC
	APPLICATION	WALL / FLOOR
	COUNTRY OF ORIGIN	CHINA
	EDGE FINISH	NON - RECTIFIED
	RECYCLED CONTENT	N/A

SIZES, PACKAGING, AND WEIGHT

Sizes*	PCS / Box (SF)	Box / Pallet (SF)	LBS / Pallet
8"x48"	5 PCS / 12.91 SF	36 BXS / 464.76 SF	2,098.80 LBS

*Nominal



HORIZON- NERO

HORIZON

We have broadened our horizons in search for authenticity. The result is a high definition tile with the soul of stone that walks the line between the real and the imaginary which leads us to a unique solution in porcelain stoneware with softly elegant veining effects that leave traces of surprising intensity and beauty. Horizon comes in four harmonious colors in 24"x24" and 2"x2". Mosaics and can be used in residential and commercial applications.

Size Available: 24"x24", 2"x2" Mosaic on 12"x12" Mesh Sheet Matte & Semi-Polished[†]



Avorio



Grigio



Antracite




Nero




Avorio 2"x2" Mosaic
on 12"x12" Mesh Sheet



Grigio 2"x2" Mosaic
on 12"x12" Mesh Sheet


















Antracite 2"x2" Mosaic
on 12"x12" Mesh Sheet



Nero 2"x2" Mosaic
on 12"x12" Mesh Sheet

TECHNICAL INFORMATION

	COLOR VARIATION	V2
	PEI	N/A
	D.C.O.F.	>0.42 (MATTE ONLY)
	MOHS	N/A
	WATER ABSORPTION	<0.5%
	PRINTING	HD INKJET
	USAGE	COMMERCIAL / RESIDENTIAL
	CHEMICAL STAIN RESISTANT	YES
	FROST RESISTANT	YES
	FINISH	MATTE / SEMI-POLISHED
	TYPE	N/A
	APPLICATION	FLOOR / WALL
	COUNTRY OF ORIGIN	CHINA
	EDGE FINISH	N/A
	RECYCLED CONTENT	N/A

[†]SEMI-POLISHED COMMERCIAL - WALL ONLY

SIZES, PACKAGING, AND WEIGHT

Sizes*	PCS / Box (SF)	Box / Pallet (SF)	LBS / Pallet
2"x2" Mosaic	11 PCS	N/A	N/A
24"x24"	4 PCS / 15.49 SF	30 BXS	N/A

*Nominal



HUDSON - DARK OAK

HUDSON

Hudson has a superior and eye pleasing wood look that comes in four distinctive shades: Dark Oak, Chestnut, Birch and White Oak. It was created using the most advanced HD technology available and comes in a 6"x24" size.


Size Available: 6"x24"



White Oak



Birch


















Chestnut



Dark Oak

TECHNICAL INFORMATION

	COLOR VARIATION	V3
	PEI	3
	D.C.O.F.	<0.42
	MOHS	6
	WATER ABSORPTION	3-6%
	PRINTING	HD INKJET
	USAGE	RESIDENTIAL
	CHEMICAL STAIN RESISTANT	YES
	FROST RESISTANT	YES
	FINISH	MATTE
	TYPE	CERAMIC TILE
	APPLICATION	FLOOR
	COUNTRY OF ORIGIN	CHINA
	EDGE FINISH	NON-RECTIFIED
	RECYCLED CONTENT	N/A

SIZES, PACKAGING, AND WEIGHT

Sizes*	PCS / Box (SF)	Box / Pallet (SF)	LBS / Pallet
6"x24"	11 PCS / 10.76 SF	72 BX / 774.72 SF	3,415.68 LBS

*Nominal



IMPERIAL - IVORY

IMPERIAL

A beautiful large format polished porcelain tile that delivers a simple yet sophisticated look for any classic interior space. Imperial is available in two timeless colors and 24"x24" size.

Size Available: 24"x24" Polished


















Ivory



Champagne

TECHNICAL INFORMATION

	COLOR VARIATION	V2
	PEI	4
	D.C.O.F.	TBD
	MOHS	7
	WATER ABSORPTION	<0.5%
	PRINTING	DOUBLE LOADED
	USAGE	COMMERCIAL / RESIDENTIAL
	CHEMICAL STAIN RESISTANT	YES
	FROST RESISTANT	YES
	FINISH	POLISHED
	TYPE	DOUBLE LOADED PORCELAIN
	APPLICATION	WALL / FLOOR
	COUNTRY OF ORIGIN	CHINA
	EDGE FINISH	RECTIFIED
	RECYCLED CONTENT	N/A

SIZES, PACKAGING, AND WEIGHT

Sizes*	PCS / Box (SF)	Box / Pallet (SF)	LBS / Pallet
24"x24"	4 PCS /15.49 SF	36 BX / 557.79 SF	N/A

*Nominal



LAKESTONE - GRIGIO

LAKESTONE

Lakestone is the ultimate expression of modern style produced with the latest HD Ink Jet technology. This collection reproduces the natural effects of Eramosa and Haisa marble, while conserving the durability of porcelain tile. Lakestone is adaptable to a variety of settings, acting as an effective solution for enhancing space. Lakestone is available in four colors Avorio, Silver, Grigio and Pewter, it comes in two sizes 12"x24" and 18"x36" and its suitable for floor and wall applications in commercial and residential areas.

Size Available: 12"x24", 18"x36", 11.69"x12.40" Hex Blend Mosaic on 12"x12" Mesh Sheet, 1"x4" Mosaic on 12"x12" Mesh Sheet, 3.25"x12" Bullnose




Avorio



Silver




Grigio



Pewter



11.69"x12.40" Hex Blend Mosaic on 12"x12" Mesh Sheet


















1"x4" Mosaic on 12"x12" Mesh Sheet Available in all colors



3.25"x12" Bullnose Available in all colors

TECHNICAL INFORMATION

	COLOR VARIATION	V3
	PEI	4
	D.C.O.F.	>0.42
	MOHS	6
	WATER ABSORPTION	<0.5%
	PRINTING	HD INKJET
	USAGE	COMMERCIAL / RESIDENTIAL
	CHEMICAL STAIN RESISTANT	YES
	FROST RESISTANT	YES
	FINISH	MATTE
	TYPE	GLAZED PORCELAIN
	APPLICATION	FLOOR / WALL
	COUNTRY OF ORIGIN	CHINA
	EDGE FINISH	RECTIFIED
	RECYCLED CONTENT	YES

SIZES, PACKAGING, AND WEIGHT

Sizes*	PCS / Box (SF)	Box / Pallet (SF)	LBS / Pallet
12"x24"	8 PCS / N/A	40 BXS	2,760 LBS
18"x36"	3 PCS / N/A	56 BXS	3,400 LBS
11.69"x12.40" Hex Sheet	11 PCS / 11.07 SF	54 BXS	N/A
1"x4" Mosaic Sheet	11 PCS	N/A	N/A
3.25"x12" Bullnose	25 PCS	N/A	N/A

*Nominal



LANDSCAPE - BOTH COLORS AND ALL DECO DESIGNS

LANDSCAPE

Enjoy the timeless beauty of traditional cotto combined with the vintage feel of weathered concrete. Landscape Hex is a porcelain tile that further heightens its old world charm and rustic style inspirations through the subtle color variances portrayed in each individual piece. This series also features six decorative pieces that recreate hand-painted designs. Landscape Hex comes in two colors and six deco designs in an 11" inch hexagonal format.

Size Available: 11" Hexagon



Light Gray



Dark Gray

Deco Design Pieces



Deco Design 1



Deco Design 2



Deco Design 3



Deco Design 4


















Deco Design 5



Deco Design 6

TECHNICAL INFORMATION

	COLOR VARIATION	N/A
	PEI	3
	D.C.O.F.	>0.42
	MOHS	6
	WATER ABSORPTION	<0.5%
	PRINTING	HD INKJET
	USAGE	COMMERCIAL / RESIDENTIAL
	CHEMICAL STAIN RESISTANT	YES
	FROST RESISTANT	YES
	FINISH	MATTE
	TYPE	GLAZED PORCELAIN
	APPLICATION	FLOOR / WALL
	COUNTRY OF ORIGIN	CHINA
	EDGE FINISH	NON-RECTIFIED
	RECYCLED CONTENT	N/A

SIZES, PACKAGING, AND WEIGHT

Sizes*	PCS / Box (SF)	Box / Pallet (SF)	LBS / Pallet
11" Hexagon	16 PCS	54 BXS	N/A

*Nominal

†Decorative pieces are sold per box and are randomly packaged.



LAVA - SLATE

LAVA

Lava series captures the versatile characteristics of concrete and presents them in an HD Ink Jet porcelain tile. Lava offers a subtle range of tonal hues that makes it easily adaptable to any decor. Lava is available in a 16"x32" size in a semi-polished finish and is suitable for residential application.

Size Available: 16"x32" Semi-Polished†



Frost


















Slate



Pewter

TECHNICAL INFORMATION

	COLOR VARIATION	V3
	PEI	3
	D.C.O.F.	<0.42
	MOHS	6.5
	WATER ABSORPTION	<0.5%
	PRINTING	HD INKJET
	USAGE	RESIDENTIAL
	CHEMICAL STAIN RESISTANT	YES
	FROST RESISTANT	YES
	FINISH	SEMI-POLISHED†
	TYPE	GLAZED PORCELAIN
	APPLICATION	WALL/FLOOR
	COUNTRY OF ORIGIN	CHINA
	EDGE FINISH	RECTIFIED
	RECYCLED CONTENT	N/A

†SEMI-POLISHED COMMERCIAL - WALL ONLY

SIZES, PACKAGING AND WEIGHT

Sizes*	PCS / Box (SF)	Box / Pallet (SF)	LBS / Pallet
16"x32"	4 PCS / 13.77 SF	44 BXS / 605.88 SF	3,331.00 LBS

*Nominal



LIFESTONE - DARK GREY

LIFESTONE

Lifestone reproduces the natural beauty of classic marble while maintaining the long-lasting and durable characteristics of porcelain tiles. Its light veining and rich tonal gradation add a contemporary flair to any design space. Lifestone features four exquisite colors, Light Grey, Medium Grey, Mocha and Dark Grey.

Size Available: 4"x24", 12"x24", 24"x24", 24"x48", 2"x2" Mosaic on 12"x12" Mesh Sheet, 4"x24" Bullnose, Wide Rhomboid on 12"x12" Mesh Sheet, Subway Border on 12"x12" Mesh Sheet




Light Grey




Medium Grey




Mocha



Dark Grey



2"x2" Mosaic on
12"x12" Mesh Sheet
Available in all colors



Wide Rhomboid on
12"x12" Mesh Sheet



Subway border on
12"x12" Mesh Sheet
Available in all colors



4"x24", 4"x24" Bullnose
Available in all colors

TECHNICAL INFORMATION

	COLOR VARIATION	V3
	PEI	4
	D.C.O.F.	>0.42
	MOHS	7
	WATER ABSORPTION	<0.5%
	PRINTING	HD INKJET
	USAGE	COMMERCIAL / RESIDENTIAL
	CHEMICAL STAIN RESISTANT	YES
	FROST RESISTANT	YES
	FINISH	RUSTIC
	TYPE	GLAZED PORCELAIN
	APPLICATION	FLOOR / WALL
	COUNTRY OF ORIGIN	CHINA
	EDGE FINISH	RECTIFIED
	RECYCLED CONTENT	N/A

SIZES, PACKAGING, AND WEIGHT

Sizes	PCS / Box (SF)	Box / Pallet (SF)	LBS / Pallet
4"x24"	TBD	TBD	TBD
12"x24"	8 PCS	36 BXS	557.60 LBS
24"x24"	4 PCS	40 BXS	619.60 LBS
24"x48"	2 PCS	52 BXS	4,356.30 LBS
2"x2" Mosaic	25 PCS	N/A	N/A
4"x24" Bullnose	25 PCS	N/A	N/A
Wide Rhomboid	TBD	TBD	TBD
Subway Border	TBD	TBD	TBD

*Nominal



LIMESTONE - GRIS

LIMESTONE

Timeless appeal of the finest Limestone. Limestone is a colored-body porcelain tile with an HD Ink Jet surface treatment that mirrors the look of natural stone. This series is designed to capture one of the most coveted markings found in some of the worlds most popular classic stones. Limestone infuses incomparable beauty into every room, whether classic or contemporary, uniquely fusing style and practical needs.

Size Available: 12"x24", 2"x2" Mosaic on 12"x12" Mesh Sheet, Border Subway Mosaic on 12"x12" Mesh Sheet, 3.25"x12" Bullnose



Bianco



Avorio



Gris



Olive



2"x2" Mosaic on
12"x12" Mesh sheet
Available in all colors


















Subway Border Mosaic on
12"x12" Mesh Sheet
Available in all colors



3"x12" Bullnose
Available in all colors

TECHNICAL INFORMATION

	COLOR VARIATION	V3
	PEI	4
	D.C.O.F.	>0.42
	MOHS	7
	WATER ABSORPTION	<0.5%
	PRINTING	HD INKJET
	USAGE	COMMERCIAL / RESIDENTIAL
	CHEMICAL STAIN RESISTANT	YES
	FROST RESISTANT	YES
	FINISH	MATTE
	TYPE	GLAZED PORCELAIN
	APPLICATION	WALL / FLOOR
	COUNTRY OF ORIGIN	CHINA
	EDGE FINISH	RECTIFIED
	RECYCLED CONTENT	N/A

SIZES, PACKAGING, AND WEIGHT

Sizes*	PCS / Box (SF)	Box / Pallet (SF)	LBS / Pallet
12"x24"	8 PCS / 15.49 SF	40 BXS / 619.60 SF	N/A
2"x2" Mosaic Sheet	11 PCS	N/A	N/A
Subway Mosaic	11 PCS	N/A	N/A
3.25"x12" Bullnose	25 PCS	N/A	N/A

*Nominal



LOFT 2.0 - BRONZO

LOFT 2.0

Enjoy the fashionable look of stained concrete floors with the durability of porcelain with the Loft 2.0 series. Easily adaptable to any décor with its subtle variation in five different hues and multiple sizes, mosaics and trims offered. These tiles are suitable for any residential or commercial application

Size Available: 4"x24", 12"x24", 18"x36", 1"x4" Mosaic Blend, 1"x4" Mosaic, Cubic Mosaic on 12"x12" Mesh Sheet, 3.25"x12" Bullnose



Perla

Cemento

Grigio

Bronzo

Anthracite



†Loft Dark Blend 1"x4" Mosaic on 12"x12" Mesh Sheet



Solid 1"x4" Mosaic on 12"x12" Mesh Sheet Available in all colors


















Cubic Mosaic on 12"x12" Mesh Sheet



3.25"x12" Bullnose Available in all colors

†Loft - 1"x4" Dark Blend Mosaic is under different production, therefore it will have a different color variation. Contact your sales representative for more detail on this product.

TECHNICAL INFORMATION

	COLOR VARIATION	V3
	PEI	5
	D.C.O.F.	>0.42
	MOHS	8
	WATER ABSORPTION	<0.5%
	PRINTING	ROTO
	USAGE	COMMERCIAL / RESIDENTIAL
	CHEMICAL STAIN RESISTANT	YES
	FROST RESISTANT	YES
	FINISH	MATTE
	TYPE	GLAZED PORCELAIN
	APPLICATION	WALL / FLOOR
	COUNTRY OF ORIGIN	CHINA
	EDGE FINISH	RECTIFIED
	RECYCLED CONTENT	N/A


SIZES, PACKAGING, AND WEIGHT

Sizes	PCS / Box (SF)	Box / Pallet (SF)	LBS / Pallet
4"x24"	TBD	TBD	TBD
12"x24"	8 PCS / 15.49 SF	40 BXS / 619.60 SF	N/A
18"x36"	3 PCS / 13.07 SF	29 BXS / 379.03 SF	N/A
1"x4" Mosaic Blend	11 PCS	N/A	N/A
1"x4" Mosaic	11 PCS	N/A	N/A
Cubic Mosaic	TBD	TBD	TBD
3.25"x12" Bullnose	25 PCS	TBD	TBD

*Nominal



MAGNUM - STONE CALACATTA



MAGNUM - ALABASTRO MADREPERLA



MAGNUM - ALABASTRO BAMBOO


MAGNUM

Introducing the biggest porcelain size in the market. Boasting a 63"x126" size, the Magnum 6mm thick porcelain panels that are ideal for a myriad of applications including walls, floors, countertops, exterior cladding, veneers, partitions, accent walls and furniture facings. The possibilities are endless with the option of eight different colors that are produced with the latest high definition technology. The beauty of natural marbles and stones with the durability and low maintenance of innovative porcelain. The advantages of Magnum's porcelain panels include frost resistance, heat resistance, chemical resistance as well as stain and UV resistance. Magnum's available sizes include 32"x32" and 63"x126".

Size Available: 32"x32", 63"x126"



Stone Calacatta



Alabastro Madreperla



Alabastro Bamboo


















Calacatta Gold



Nero Marquinia

TECHNICAL INFORMATION

	COLOR VARIATION	STONE: V3, ALABASTRO: V4
	PEI	STONE: N/A, ALABASTRO: 4
	D.C.O.F.	STONE: >0.42, ALABASTRO: <0.42
	MOHS	5
	WATER ABSORPTION	<0.5%
	PRINTING	HD INK JET
	USAGE	COMMERCIAL / RESIDENTIAL
	CHEMICAL STAIN RESISTANT	YES
	FROST RESISTANT	YES
	FINISH	SMOOTH [†] , POLISHED
	TYPE	GLAZED PORCELAIN, COLOR BODY PORCELAIN
	APPLICATION	FLOOR / WALL
	COUNTRY OF ORIGIN	ITALY
	EDGE FINISH	RECTIFIED
	RECYCLED CONTENT	N/A

SIZES, PACKAGING, AND WEIGHT

Sizes*	PCS / Box (SF)	Box / Pallet (SF)	LBS / Pallet
32"x32"	3 PCS / 20.66 SF	40 BXS / 826.40 SF	2,451.60 LBS
63"x126"	1 PC / 55.11 SF	44 BXS / 2,424.84 SF	7,191.80 LBS

*Nominal

[†]Smooth: Stone Calacatta only

MAGNUM

Introducing the biggest porcelain size in the market. Boasting a 63"x126" size, the Magnum 6mm thick porcelain panels that are ideal for a myriad of applications including walls, floors, countertops, exterior cladding, veneers, partitions, accent walls and furniture facings. The possibilities are endless with the option of eight different colors that are produced with the latest high definition technology. The beauty of natural marbles and stones with the durability and low maintenance of innovative porcelain. The advantages of Magnum's porcelain panels include frost resistance, heat resistance, chemical resistance as well as stain and UV resistance. Magnum's available sizes include 32"x32" and 63"x126".

Size Available: 32"x32", 63"x126"


















Stone Burl White



Stone Burl Gray

TECHNICAL INFORMATION

	COLOR VARIATION	GRAY: V3, WHITE: V4
	PEI	MATTE: N/A, POLISHED: 4
	D.C.O.F.	MATTE: >0.42, POLISHED: <0.42
	MOHS	MATTE: 6, POLISHED: 5
	WATER ABSORPTION	<0.5%
	PRINTING	HD INK JET
	USAGE	COMMERCIAL / RESIDENTIAL
	CHEMICAL STAIN RESISTANT	YES
	FROST RESISTANT	YES
	FINISH	MATTE / POLISHED
	TYPE	GLAZED PORCELAIN
	APPLICATION	FLOOR / WALL
	COUNTRY OF ORIGIN	ITALY
	EDGE FINISH	RECTIFIED
	RECYCLED CONTENT	N/A

SIZES, PACKAGING, AND WEIGHT

Sizes*	PCS / Box (SF)	Box / Pallet (SF)	LBS / Pallet
32"x32"	3 PCS / 20.66 SF	40 BXS / 826.40 SF	2,451.60 LBS
63"x126"	1 PC / 55.11 SF	44 BXS / 2,424.84 SF	7,191.80 LBS

*Nominal

MAGNUM

Introducing the biggest porcelain size in the market. Boasting a 63"x126" size, the Magnum 6mm thick porcelain panels that are ideal for a myriad of applications including walls, floors, countertops, exterior cladding, veneers, partitions, accent walls and furniture facings. The possibilities are endless with the option of eight different colors that are produced with the latest high definition technology. The beauty of natural marbles and stones with the durability and low maintenance of innovative porcelain. The advantages of Magnum's porcelain panels include frost resistance, heat resistance, chemical resistance as well as stain and UV resistance. Magnum's available sizes include 32"x32" and 63"x126".

Size Available: 32"x32", 63"x126"



Classic Statuario
Bookmatch (A)^Δ



Classic Statuario
Bookmatch (B)^Δ


















Classic Statuario[†]

^Δ Classic Statuario Bookmatch (A) & (B) Available in 63"x126" only.

[†] Classic Statuario Available in 32"x32" only.

TECHNICAL INFORMATION

	COLOR VARIATION	V2
	PEI	4
	D.C.O.F.	<0.42
	MOHS	5
	WATER ABSORPTION	<0.5%
	PRINTING	HD INK JET
	USAGE	COMMERCIAL / RESIDENTIAL
	CHEMICAL STAIN RESISTANT	YES
	FROST RESISTANT	YES
	FINISH	POLISHED
	TYPE	COLOR BODY PORCELAIN
	APPLICATION	FLOOR / WALL
	COUNTRY OF ORIGIN	ITALY
	EDGE FINISH	RECTIFIED
	RECYCLED CONTENT	N/A

SIZES, PACKAGING, AND WEIGHT

Sizes*	PCS / Box (SF)	Box / Pallet (SF)	LBS / Pallet
32"x32"	3 PCS / 20.66 SF	40 BXS / 826.40 SF	2,451.60 LBS
63"x126"	1 PC / 55.11 SF	44 BXS / 2,424.84 SF	7,191.80 LBS

*Nominal



MAJORCA - CHESTNUT

MAJORCA

Majorca showcases the timeless charm and character of traditional wood through a long-lasting porcelain tile. Made in Spain, this wood inspired series is characterized by an undulating surface that heightens the rich earthy hues and tones of real wood. Majorca is featured in three different colors Chestnut, Cherry, and Dark Walnut, available in a 8"x45" size.

Size Available: 8"x45.5"



Chestnut


















Cherry



Dark Walnut

TECHNICAL INFORMATION

	COLOR VARIATION	V2
	PEI	3
	D.C.O.F.	>0.42
	MOHS	6
	WATER ABSORPTION	0.2%
	PRINTING	HD INKJET
	USAGE	COMMERCIAL / RESIDENTIAL
	CHEMICAL STAIN RESISTANT	YES
	FROST RESISTANT	YES
	FINISH	MATTE
	TYPE	GLAZED PORCELAIN
	APPLICATION	FLOOR / WALL
	COUNTRY OF ORIGIN	SPAIN
	EDGE FINISH	RECTIFIED
	RECYCLED CONTENT	N/A

SIZES, PACKAGING, AND WEIGHT

Sizes*	PCS / Box (SF)	Box / Pallet (SF)	LBS / Pallet
8"x45.5"	5 PCS	40 BXS	2,341 LBS

*Nominal



MARNE - BASE CHIARO

MARNE

A porcelain stoneware with stone effect that plays with an incredible variety of graphics. The idea behind the Marne collection is that of a material generated by a crystallization of mud and its movements in the earth's crust. In the eco++ version, the Marne collection acquires an added value, not only pre-consumer recycled content, but also 30% post-consumer material, with the use of recycled glass.

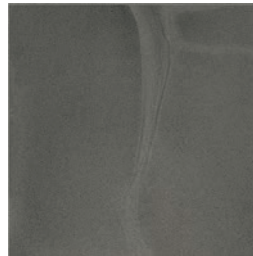
Size Available: 24"x24", 3"x24" Bullnose, 2"x2" Mosaic on 12"x12" Mesh Sheet




Base Chiaro




Base Tortora




Base Scuro




Base Chiaro
2"x2" Mosaic on 12"x12"
Mesh Sheet



Base Tortora
2"x2" Mosaic on 12"x12"
Mesh Sheet



Base Scuro
2"x2" Mosaic on 12"x12"
Mesh Sheet



Base Chiaro
3"x24" Bullnose


















Base Tortora
3"x24" Bullnose



Base Scuro
3"x24" Bullnose

TECHNICAL INFORMATION

	COLOR VARIATION	V3
	PEI	4
	D.C.O.F.	TBD
	MOHS	7
	WATER ABSORPTION	<0.5%
	PRINTING	HD INKJET
	USAGE	COMMERCIAL / RESIDENTIAL
	CHEMICAL STAIN RESISTANT	YES
	FROST RESISTANT	YES
	FINISH	MATTE / SEMI-POLISHED
	TYPE	UNGLAZED PORCELAIN
	APPLICATION	FLOOR / WALL
	COUNTRY OF ORIGIN	ITALY
	EDGE FINISH	RECTIFIED
	RECYCLED CONTENT	30% MINIMUM

SIZES, PACKAGING, AND WEIGHT

Sizes*	PCS / Box (SF)	Box / Pallet (SF)	LBS / Pallet
24"x24"	4 PCS	30 BXS	2,270 LBS
3"x24" Bullnose	22 PCS	N/A	N/A
2"x2" Mosaic Sheet	11 PCS	N/A	N/A

*Nominal




METALLICA - BROWN

METALLICA

Create an ultra trendy look in any venue with the look of oxidized metal. Metallica portrays the patina of oxidizing metal with impeccable detail in four unique colors. The package is completed with decorative mosaics and trim pieces. This product is rated for residential and light commercial use.

Sizes Available: 12"x24", 24"x24", 3.25"x12", Subway Mosaic 12"x12" Border, 4"x24" Deco Border



Brown Semi-Polished



Black Semi- Polished



4"x24" Deco Border



4"x24" Deco Border



12"x12" Subway Border



12"x12" Subway Border


















3.25"x12" Bullnose



3.25"x12" Bullnose

[†]Colors in the tile may drastically change due to the use of metals during production.

TECHNICAL INFORMATION

	COLOR VARIATION	V4 [†]
	PEI	4
	D.C.O.F.	>0.42
	MOHS	8
	WATER ABSORPTION	<0.5%
	PRINTING	ROTO
	USAGE	COMMERCIAL / RESIDENTIAL
	CHEMICAL STAIN RESISTANT	YES
	FROST RESISTANT	YES
	FINISH	SEMI-POLISHED
	TYPE	GLAZED PORCELAIN
	APPLICATION	FLOOR / WALL
	COUNTRY OF ORIGIN	CHINA
	EDGE FINISH	RECTIFIED
	RECYCLED CONTENT	N/A

SIZES, PACKAGING, AND WEIGHT

Sizes*	PCS / Box (SF)	Box / Pallet (SF)	LBS / Pallet
12"x24"	8 PCS / 15.49 SF	40 BXS / 619.60 SF	N/A
24"x24"	4 PCS / 15.49 SF	36 BXS / 557.64 SF	N/A
3.25"x12" Bullnose	44 PCS	N/A	N/A
12"x12" Subway Border	8 PCS	N/A	N/A
4"x24" Deco Border	17 PCS	N/A	N/A

*Nominal



METALLICA LITE - STEEL

METALLICA LITE

With the new colors of Metallica Lite, the design possibilities are endless. This beautiful enhancement to the already popular Metallica now offers a softer yet sophisticated palette. Metallica Lite is surely to be an inspiration to any interior. This product is rated for residential and light commercial use.

Size Available: 12"x24"



Steel Semi-polished



Steel 3.25"x12" Bullnose



Steel 12"x12" Border



Ice Semi-polished


















Ice 3.25"x12" Bullnose



Ice 12"x12" Border

TECHNICAL INFORMATION

	COLOR VARIATION	V3
	PEI	4
	D.C.O.F.	>0.42
	MOHS	8
	WATER ABSORPTION	<0.5%
	PRINTING	ROTO
	USAGE	COMMERCIAL / RESIDENTIAL
	CHEMICAL STAIN RESISTANT	YES
	FROST RESISTANT	YES
	FINISH	SEMI-POLISHED
	TYPE	GLAZED PORCELAIN
	APPLICATION	FLOOR / WALL
	COUNTRY OF ORIGIN	CHINA
	EDGE FINISH	RECTIFIED
	RECYCLED CONTENT	N/A

SIZES, PACKAGING, AND, WEIGHT

Sizes*	PCS / Box (SF)	Box / Pallet (SF)	LBS / Pallet
12x"24"	8 PCS / 15.49 SF	40 BXS / 619.60 SF	N/A
3.25"x12" Bullnose	44 PCS	N/A	N/A
12"x12" Border	10 PCS	N/A	N/A

*Nominal



METAL MAX - DARK GREY

METAL MAX

Metal Max is the newest entry in our ever growing line of concrete inspired porcelain tiles. Metal Max offers an elegant and clean cut look. It will add a one of a kind sophistication to any space indoor or outdoor. Metal Max features an anti-slip R11 coating which allows for safe installation in various settings including commercial public spaces. Metal Max is available in three exquisite colors, Light Grey, Medium Grey and Dark Grey.

Size Available: 4"x24", 4"x12", 24"x48", 1"x4" Chevron Mosaic on 12"x12" Mesh Sheet, 4"x24" Chevron, Cube Mosaic Mix on 12"x12" Mesh Sheet, 1"x4" Mosaic on 12"x12" Mesh Sheet



Light Grey




Medium Grey



Dark Grey



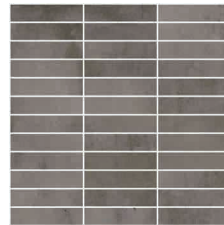
1"x4" Chevron Mosaic
on 12"x12" Mesh Sheet
Available in all colors



4"x24" Left / Right
Chevron
Available in all colors



Cube Mosaic Mix on
12"x12" Mesh Sheet



1"x4" Mosaic on
12"x12" Mesh Sheet
Available in all colors

TECHNICAL INFORMATION

	COLOR VARIATION	V3
	PEI	4
	D.C.O.F.	>0.42
	MOHS	8
	WATER ABSORPTION	0.05%
	PRINTING	HD INKJET
	USAGE	COMMERCIAL / RESIDENTIAL
	CHEMICAL STAIN RESISTANT	YES
	FROST RESISTANT	YES
	FINISH	MATTE
	TYPE	GLAZED PORCELAIN
	APPLICATION	FLOOR / WALL
	COUNTRY OF ORIGIN	CHINA
	EDGE FINISH	RECTIFIED
	RECYCLED CONTENT	N/A

SIZES, PACKAGING, AND WEIGHT

Sizes	PCS / Box (SF)	Box / Pallet (SF)	LBS / Pallet
4"x24"	TBD	TBD	TBD
4"x12"	TBD	TBD	TBD
24"x48"	2 PCS / 15.48 SF	52 BXS / 805.20 SF	83.80 LBS
1"x4" Chevron Mosaic	TBD	TBD	TBD
4"x24" Chevron	TBD	TBD	TBD
Cube Mosaic	TBD	TBD	TBD
1"x4" Mosaic	TBD	TBD	TBD

*Nominal



METAL OXIDE - MARS

METAL OXIDE

Create an out of this world look in any setting with the look of oxidized metal. Metal Oxide displays the furbish of oxidizing metal with lively detail in four valiant colors and is available in a 24"x48" size for residential use.

Size Available: 24"x48"


















Mercury

Mars

Neptune

Saturn

TECHNICAL INFORMATION

	COLOR VARIATION	V3
	PEI	3
	D.C.OF.	<0.42
	MOHS	6.5
	WATER ABSORPTION	<0.5%
	PRINTING	HD INKJET
	USAGE	RESIDENTIAL
	CHEMICAL STAIN RESISTANT	YES
	FROST RESISTANT	YES
	FINISH	SEMI-POLISHED
	TYPE	GLAZED PORCELAIN
	APPLICATION	FLOOR / WALL
	COUNTRY OF ORIGIN	CHINA
	EDGE FINISH	NON-RECTIFIED
	RECYCLED CONTENT	N/A

†COMMERCIAL USE - WALL ONLY

SIZES, PACKAGING, AND WEIGHT

Sizes*	PCS / Box (SF)	Box / Pallet (SF)	LBS / Pallet
24"x48"	2 PCS	28 BXS	2,535.0 LBS

*Nominal



METRO - OLIVE

METRO

Metro is a double loaded porcelain tile with a contemporary look. Metro series includes six colors. Each color is offered in matte and polished finish. Metro is suitable for interior and exterior walls, as well as interior residential and heavy-traffic commercial floors.

Size Available: 12"x24" Matte and Polished



Bianco



Sabbia



Olive



Mocha


















Grigio



Nero

TECHNICAL INFORMATION

	COLOR VARIATION	V2
	PEI	4
	D.C.O.F.	>0.42 (MATTE ONLY)
	MOHS	7
	WATER ABSORPTION	<0.5%
	PRINTING	ROTO
	USAGE	COMMERCIAL / RESIDENTIAL
	CHEMICAL STAIN RESISTANT	YES
	FROST RESISTANT	YES
	FINISH	MATTE / POLISHED
	TYPE	DOUBLE LOADED PORCELAIN
	APPLICATION	FLOOR / WALL
	COUNTRY OF ORIGIN	CHINA
	EDGE FINISH	RECTIFIED
	RECYCLED CONTENT	N/A

SIZES, PACKAGING, AND WEIGHT

Sizes*	PCS / Box (SF)	Box / Pallet (SF)	LBS / Pallet
12"x24"	8 PCS / 15.49 SF	40 BXS / 619.60 SF	N/A

*Nominal



METROPOLIS - MOCHA

METROPOLIS

This streamlined design with its unique linear pattern, can add a contemporary flair to any interior. A balance of modern and classic, Metropolis can be combined with other design materials to give you a very stylish look. Offered in four hues with mosaics and trim available.

Size Available: 12"x24", 3.25"x12" Bullnose, 2"x2" Mosaic on 12"x12" Mesh Sheet



Blanc

Avorio

Mocha

Olive



2"x2" Mosaic on
12"x12" Mesh
Sheet

2"x2" Mosaic on
12"x12" Mesh
Sheet

2"x2" Mosaic on
12"x12" Mesh
Sheet

2"x2" Mosaic on
12"x12" Mesh
Sheet


















3.25"x12" Bullnose

3.25"x12" Bullnose

3.25"x12" Bullnose

3.25"x12" Bullnose

TECHNICAL INFORMATION

	COLOR VARIATION	V2
	PEI	4
	D.C.O.F.	<0.42
	MOHS	7
	WATER ABSORPTION	<0.5%
	PRINTING	ROTO
	USAGE	COMMERCIAL / RESIDENTIAL
	CHEMICAL STAIN RESISTANT	YES
	FROST RESISTANT	YES
	FINISH	MATTE
	TYPE	GLAZED PORCELAIN
	APPLICATION	FLOOR / WALL
	COUNTRY OF ORIGIN	CHINA
	EDGE FINISH	RECTIFIED
	RECYCLED CONTENT	N/A

SIZES, PACKAGING, AND WEIGHT

Sizes*	PCS / Box (SF)	Box / Pallet (SF)	LBS / Pallet
12"x24"	8 PCS / 15.49 SF	32 BXS / 495.68 SF	N/A
3.25"x12" Bullnose	25 PCS	N/A	N/A
2"x2" Mosaic Sheet	11 PCS	N/A	N/A

*Nominal




MILLENIUM - BLANCO FLOW


MILLENIUM

Millenium provides art deco pieces through modern 3D technology. Three diverse designs offer tangible architectural products ideal for feature walls, design motifs, captivating allure, and more. Available in Blanco (white), 12"x36", 12mm durable ceramic wall tiles to make a beautiful statement of art and depiction of strong accents.


Size Available: 12"x36"



Blanco Base


















Blanco Flow



Blanco Quilt

TECHNICAL INFORMATION

	COLOR VARIATION	V2
	PEI	N/A
	D.C.O.F.	TBD
	MOHS	N/A
	WATER ABSORPTION	>10%
	PRINTING	HD INKJET
	USAGE	COMMERCIAL / RESIDENTIAL
	CHEMICAL STAIN RESISTANT	YES
	FROST RESISTANT	N/A
	FINISH	MATTE
	TYPE	CERAMIC
	APPLICATION	WALL
	COUNTRY OF ORIGIN	SPAIN
	EDGE FINISH	RECTIFIED
	RECYCLED CONTENT	>35%

SIZES, PACKAGING, AND WEIGHT

Sizes*	PCS / Box (SF)	Box / Pallet (SF)	LBS / Pallet
12"x36"	4 PCS / 11.62 SF	51 BXS / 592.62 SF	2,347.00 LBS

*Nominal



MODERN - PERLE

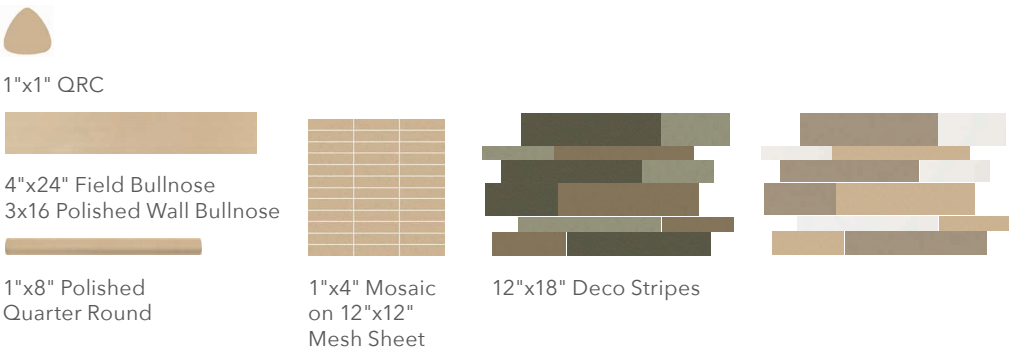
MODERN

Modern brings the bold look of concrete in this HD Ink Jet porcelain tile perfect for commercial and residential applications. Offered in five soft urban color hues with multiple modular sizes and corresponding wall tile. Also available with modern mosaic and trim options.

Floor Tile Sizes Available: 12"x12", 12"x24", 24"x24" Matte Finish



Wall Tile Size Available: 8"x16" Polished Finish



TECHNICAL INFORMATION

	COLOR VARIATION	V2
	PEI	FLOOR: 4, WALL: 3
	D.C.O.F.	>0.42 (MATTE ONLY)
	MOHS	FLOOR: 7, WALL: 5
	WATER ABSORPTION	FLOOR: <0.5%, WALL: 0.2%
	PRINTING	HD INKJET
	USAGE	COMMERCIAL / RESIDENTIAL
	CHEMICAL STAIN RESISTANT	YES
	FROST RESISTANT	YES
	FINISH	FLOOR: MATTE, WALL: POLISHED
	TYPE	FLOOR: COLORBODY, WALL: CERAMIC
	APPLICATION	FLOOR / WALL
	COUNTRY OF ORIGIN	CHINA
	EDGE FINISH	RECTIFIED
	RECYCLED CONTENT	N/A

SIZES, PACKAGING, AND WEIGHT

Sizes*	PCS / Box (SF)	Box / Pallet (SF)	LBS / Pallet
24"x24"	4 PCS / 15.49 SF	36 BXS / 557.64 SF	N/A
12"x24"	8 PCS / 15.49 SF	40 BXS / 619.78 SF	N/A
12"x12"	11 PCS / 10.65 SF	56 BXS / 596.40 SF	N/A
1"x4" Mosaic	11 PCS	N/A	N/A
4"x24" Bullnose	16 PCS	N/A	N/A
8"x16" Wall Tile	18 PCS / 15.49 SF	N/A	N/A
1"x8" QR	75 PCS	N/A	N/A
1"x1" QRC	N/A	N/A	N/A
Deco Stripe	9 PCS	N/A	N/A
3"x16" Bullnose	48 PCS	N/A	N/A

*Nominal



MY PLANK - ELEGANT TEXTURE

MY PLANK

My Plank is a large format porcelain stoneware inspired by the most exquisite and elegant wood with a surpassing strength and beauty. These high definition slabs reveal a sophisticated surface, with unique details and variations in pattern. My Plank brings harmony, warmth and a timeless class to modern interiors. We have sourced the most modern types of timber to create 4 glowing, versatile shades. My Plank furnishes the trendiest residential interiors with all the convenience of porcelain stoneware.

Size Available: 8"x48"




Atelier Plain




Atelier Texture




Glamour Plain



Glamour Texture




Reserve Plain



Reserve Texture


















Elegant Plain



Elegant Texture

TECHNICAL INFORMATION

	COLOR VARIATION	V2
	PEI	5
	D.C.O.F.	>0.42
	MOHS	TBD
	WATER ABSORPTION	<0.5%
	PRINTING	HD INKJET
	USAGE	COMMERCIAL / RESIDENTIAL
	CHEMICAL STAIN RESISTANT	YES
	FROST RESISTANT	YES
	FINISH	MATTE
	TYPE	COLOR BODY PORCELAIN
	APPLICATION	FLOOR / WALL
	COUNTRY OF ORIGIN	ITALY
	EDGE FINISH	RECTIFIED
	RECYCLED CONTENT	N/A

SIZES, PACKAGING, AND WEIGHT

Sizes*	PCS / Box (SF)	Box / Pallet (SF)	LBS / Pallet
8"x48"	6 PCS / 15.49 SF	28 BXS	N/A

*Nominal



NEW CRYSTAL - PEARL

NEW CRYSTAL

New Crystal is available in 24"x24" and in two different colors that are light on your eyes and your budget. Bring the time-honored look of polished marble into any room with all the durability and low maintenance benefits of porcelain.

Size Available: 24"x24"


















Pearl



Beige

TECHNICAL INFORMATION

	COLOR VARIATION	V2
	PEI	4
	D.C.O.F.	TBD
	MOHS	TBD
	WATER ABSORPTION	<0.5%
	PRINTING	HD INKJET
	USAGE	TBD
	CHEMICAL STAIN RESISTANT	YES
	FROST RESISTANT	YES
	FINISH	POLISHED
	TYPE	DOUBLE LOADED PORCELAIN
	APPLICATION	FLOOR / WALL
	COUNTRY OF ORIGIN	CHINA
	EDGE FINISH	RECTIFIED
	RECYCLED CONTENT	N/A

SIZES, PACKAGING, AND WEIGHT

Sizes*	PCS / Box (SF)	Box / Pallet (SF)	LBS / Pallet
24"x24"	4 PCS / 15.49 SF	36 BX / 557.64 SF	2563.2 LBS

*Nominal



PARO - FOREST


PARQ

Parq wood-effect porcelain stoneware is inspired by old wooden floors, with clear signs of changing color shades after layers of wax and stains. The colors provide variations with dull, dusty shades, slightly toning down the surface grains. The small size is suited to a variety of herringbone compositions. Parq is available in four color options, Pier, City, Park, Forest in 3.5"×36" thin plank size and 11.5"×12.5" Mosaic Mesh Sheet.

Size Available: 3.5"×6", 11.5"×12.5" Mesh Sheet



Pier



City



Park



Forest



Pier
11.5"×12.5"
Mesh Sheet



City
11.5"×12.5"
Mesh Sheet


















Park
11.5"×12.5"
Mesh Sheet



Forest
11.5"×12.5"
Mesh Sheet

TECHNICAL INFORMATION

	COLOR VARIATION	V5
	PEI	4
	D.C.O.F.	>0.42
	MOHS	PENDING
	WATER ABSORPTION	<0.5%
	PRINTING	HD INKJET
	USAGE	PENDING
	CHEMICAL STAIN RESISTANT	YES
	FROST RESISTANT	YES
	FINISH	MATTE
	TYPE	GLAZED PORCELAIN
	APPLICATION	FLOOR / WALL
	COUNTRY OF ORIGIN	ITALY
	EDGE FINISH	RECTIFIED
	RECYCLED CONTENT	N/A

SIZES, PACKAGING, AND WEIGHT

Sizes*	PCS / Box (SF)	Box / Pallet (SF)	LBS / Pallet
3.5"×36"	12 PCS / 10.41 SF	27 BXS / 281.10 SF	1,413.16 LBS
11.5"×12.5" Mosaic	6 PCS / 5.99 SF	N/A	N/A

*Nominal



PRECIOUS MARBLE - STATUARIO NUEVO

Precious Marble

Experience the timeless elegance and beauty of Precious Marble. Marble has been the choice material for thousands of years due to its varied colors and intricate veining. In this high definition interpretation, there are four timeless hues offered in the classic white marble Bianco Oro or Statuario Nuevo, a beautiful soft Silver Grey, and a rich colored Cenia Grey. Precious Marble is available in 36"x36" in both matte and polished finishes with available trims.

Size Available: 36"x36", 2"x2" Mosaic on 12"x12" Mesh Sheet, 3.75" Hex Mosaic on 12"x12" Mesh Sheet, 2"x4" Diamond Mosaic on 12"x12" Mesh Sheet



Bianco Oro



Statuario Nuevo



Silver Grey




Cenia Grey



2"x2" Mosaic on 12"x12" Mesh Sheet
Available in all colors


















3.75" Hex Mosaic on 12"x12" Mesh Sheet
Available in all colors



2"x4" Diamond Mosaic on 12"x12" Mesh Sheet
Available in Cenia Grey & Bianco Oro

TECHNICAL INFORMATION

	COLOR VARIATION	V2
	PEI	TBD
	D.C.O.F.	>0.42
	MOHS	4
	WATER ABSORPTION	0.05%
	PRINTING	HD INKJET
	USAGE	COMMERCIAL / RESIDENTIAL
	CHEMICAL STAIN RESISTANT	YES
	FROST RESISTANT	YES
	FINISH	MATTE / POLISHED
	TYPE	PENDING
	APPLICATION	FLOOR / WALL
	COUNTRY OF ORIGIN	CHINA
	EDGE FINISH	RECTIFIED
	RECYCLED CONTENT	N/A

SIZES, PACKAGING, AND WEIGHT

Sizes	PCS / Box (SF)	Box / Pallet (SF)	LBS / Pallet
36"x36"	2 PCS / 17.43 SF	35 BXS / 610.05 SF	3,256.00 LBS
2"x2" Mosaic	TBD	TBD	TBD
3.75" Hex Mosaic	TBD	TBD	TBD
2"x4" Diamond Mosaic	TBD	TBD	TBD

*Nominal



QUARZ - CODEX LAPPATO ANTRACITA



QUARZ - VIRIAN ARENA



QUARZ - DUNAS GRIS

QUARZ

Quarz's unique look is inspired by the beauty of natural stone and its wide diversity of textures and colors; these are reinterpreted and brought to all living spaces on a variety of formats and finishes. This series has the unique ability to convey a myriad of sensations, from stone's warmth to the soothing elegance of the semi-polished finish. Quarz is a fully comprehensive tile series, with decorative solutions to suit settings of all kinds, thanks to its elegance and versatility. Quarz is available in 12"x24", 12"x36" and 18"x36" formats with three different colors Arena, Gris and Antracita.

Size Available: 12"x24" Matte Glazed Porcelain, 12"x36" Glossy Ceramic (Wall Only), 18"x36" Semi-Polished Color Body Porcelain



Arena


















Gris



Antracita

TECHNICAL INFORMATION

	COLOR VARIATION	V3
	PEI	N/A
	D.C.O.F.	>0.42 (12"x24" SIZE ONLY)
	MOHS	N/A
	WATER ABSORPTION	PORCELAIN <0.5%, CERAMIC >10%
	PRINTING	HD INKJET
	USAGE	COMMERCIAL / RESIDENTIAL
	CHEMICAL STAIN RESISTANT	YES
	FROST RESISTANT	YES
	FINISH	MATTE, SEMI-POLISHED, GLOSSY
	TYPE	GLAZED PORCELAIN, COLOR BODY PORCELAIN, CERAMIC
	APPLICATION	FLOOR / WALL
	COUNTRY OF ORIGIN	SPAIN
	EDGE FINISH	RECTIFIED
	RECYCLED CONTENT	N/A

SIZES, PACKAGING, AND WEIGHT

Sizes*	PCS / Box (SF)	Box / Pallet (SF)	LBS / Pallet
12"x24"	7 PCS / 13.13 SF	40 BXS / 525.20 SF	2,326.80 LBS
12"x36"	4 PCS / 11.40 SF	28 BXS / 319.20 SF	1,456.00 LBS
18"x36"	3 PCS / 13.13 SF	20 BXS / 262.60 SF	1,252.00 LBS

*Nominal




QUARZ - ANTRACITA

QUARZ

Quarz's unique look is inspired by the beauty of natural stone and its wide diversity of textures and colors; these are reinterpreted and brought to all living spaces on a variety of formats and finishes. This series has the unique ability to convey a myriad of sensations, from stone's warmth to the soothing elegance of the semi-polished finish. Quarz is a fully comprehensive tile series, with decorative solutions to suit settings of all kinds, thanks to its elegance and versatility. Quarz is available in 12"x24", 12"x36" and 18"x36" formats with three different colors Arena, Gris and Antracita.


Size Available: 12"x36" Strata Polished, 12"x36" Virian Polished 18"x36" Codex Lappato Semi-Polished, 18"x36" Dunas Matte.



*Quarz - Strata Arena



*Quarz - Strata Gris



*Quarz - Strata Antracita



*Quarz - Virian Arena



*Quarz - Virian Gris



*Quarz - Virian Antracita




Quarz - Codex Lap. Arena




Quarz - Codex Lap. Gris




Quarz - Codex Lap. Antracita



Quarz - Dunas Arena


















Quarz - Dunas Gris



Quarz - Dunas Antracita

TECHNICAL INFORMATION

	COLOR VARIATION	V3
	PEI	TBD
	D.C.O.F.	TBD
	MOHS	TBD
	WATER ABSORPTION	PORCELAIN <0.5%, CERAMIC >10%
	PRINTING	HD INKJET
	USAGE	COMMERCIAL / RESIDENTIAL
	CHEMICAL STAIN RESISTANT	YES
	FROST RESISTANT	YES
	FINISH	MATTE, SEMI-POLISHED, POLISHED
	TYPE	COLOR BODY PORCELAIN, CERAMIC
	APPLICATION	FLOOR / WALL
	COUNTRY OF ORIGIN	SPAIN
	EDGE FINISH	RECTIFIED
	RECYCLED CONTENT	N/A

SIZES, PACKAGING, AND WEIGHT

Sizes*	PCS / Box (SF)	Box / Pallet (SF)	LBS / Pallet
12"x36"	4 PCS / 11.40 SF	28 BXS / 319.20 SF	1,456.00 LBS
18"x36"	3 PCS / 13.13 SF	20 BXS / 262.60 SF	1,252.00 LBS

*Nominal

*AVAILABLE FOR WALL ONLY



REACTIONS - BROWN

REACTIONS

Introducing one of the latest entries in our line of metallic porcelain tiles. Reactions features bold textures that accurately portray the rich patina found in oxidized metals. This highly detailed HD ink jet tile comes in two unique colors in semi-polished and matte finish. Reactions is available in 12"x24", 24"x24", 24"x48", 4"x24" Bullnose and 2"x2" Mosaic on 12"x12" Mesh Sheet. Floor and wall applications for residential spaces and wall applications only for commercial spaces.


Sizes Available: 12"x24" Matte & Semi-Polished, 24"x24" Matte & Semi-Polished, 24"x48" Semi-Polished, 4"x24" Bullnose Semi-Polished, 2"x2" Mosaic on 12"x12" Mesh Sheet Semi-Polished



Silver



Brown



Silver - 2"x2" Mosaic on 12"x12" Mesh Sheet



Brown - 2"x2" Mosaic on 12"x12" Mesh Sheet


















Silver - 4"x24" Bullnose



Brown - 4"x24" Bullnose

TECHNICAL INFORMATION

	COLOR VARIATION	V3
	PEI	4
	D.C.O.F	SEMI-POLISHED: >0.42, MATTE: <0.42
	MOHS	7
	WATER ABSORPTION	<0.5%
	PRINTING	HD INK JET
	USAGE	COMMERCIAL / RESIDENTIAL
	CHEMICAL STAIN RESISTANT	YES
	FROST RESISTANT	YES
	FINISH	MATTE / SEMI-POLISHED
	TYPE	GLAZED
	APPLICATION	WALL / FLOOR
	COUNTRY OF ORIGIN	CHINA
	EDGE FINISH	RECTIFIED
	RECYCLED CONTENT	N/A

SIZES, PACKAGING, AND WEIGHT

Sizes*	PCS / Box (SF)	Box / Pallet (SF)	LBS / Pallet
12"x24"	8 PCS	32 BXS	N/A
24"x24"	4 PCS	36 BXS	N/A
24"x48"	2 PCS	N/A	N/A
4"x24" Bullnose	20 PCS	N/A	N/A
2"x2" Mosaic Sheet	11 PCS	N/A	N/A

*Nominal



RIGATO - CENERE

RIGATO

Rigato is a unique collection offering the many faces of streaked beauty with a modern dynamic linear look. Three urban hues are provided in 8"x48" planks with diversified dashed and full line effects in each individual piece. Rectified, color body porcelain ideal for wall and floor applications.

Size Available: 8"x48"



Avorio


















Cenere



Fumo

TECHNICAL INFORMATION

	COLOR VARIATION	V2
	PEI	TBD
	D.C.O.F.	>0.42
	MOHS	TBD
	WATER ABSORPTION	<0.5%
	PRINTING	HD INK JET
	USAGE	COMMERCIAL / RESIDENTIAL
	CHEMICAL STAIN RESISTANT	PENDING
	FROST RESISTANT	YES
	FINISH	MATTE
	TYPE	COLOR BODY PORCELAIN
	APPLICATION	FLOOR / WALL
	COUNTRY OF ORIGIN	SPAIN
	EDGE FINISH	RECTIFIED
	RECYCLED CONTENT	N/A

SIZES, PACKAGING, AND WEIGHT

Sizes	PCS / Box (SF)	Box / Pallet (SF)	LBS / Pallet
8"x48"	6 PCS	20 BXS	2,471.38 LBS



SLIMTECH

Slimtech is the solution that offers sheets of stoneware in record sizes (300cm x 100cm) and due to extraordinary lightness resulting from a thickness of only 3.5mm. It is the result of a laminating and porcelain compacting technology that has revolutionized the traditional productive process and as a result a completely new, resistive, easy to use, light, flexible, pliable and versatile product is obtained. LEA SLIMTECH fully satisfies the most up-to-date needs for modern planning for both internal and for expansive external areas of modern buildings.

Field sizes available: 118"x40"



Sabbiata



Naturale


















Stucatta



Lappata

TECHNICAL INFORMATION

	COLOR VARIATION	V2
	PEI	4
	D.C.O.F.	TBD
	MOHS	7
	WATER ABSORPTION	<0.5%
	PRINTING	EXTRUDED
	USAGE	COMMERCIAL / RESIDENTIAL
	CHEMICAL STAIN RESISTANT	YES
	FROST RESISTANT	YES
	FINISH	MATTE
	TYPE	THROUGH BODY GLAZED PORCELAIN
	APPLICATION	WALL
	COUNTRY OF ORIGIN	ITALY
	EDGE FINISH	RECTIFIED
	RECYCLED CONTENT	N/A

SIZES, PACKAGING, AND WEIGHT

Sizes*	PCS / Box (SF)	Box / Pallet (SF)	LBS / Pallet
118"x40"	1 PC / 32.28 SF	12 BXS / 387.36 SF	667.92 LBS

*Nominal



SLIMTECH TIMELESS MARBLE - CALACATTA GOLD EXTRA

SLIMTECH TIMELESS MARBLE

Slimtech Timeless Marble captures and amplifies the beauty of marble with excellent accuracy of detail. Slimtech Timeless Marble is available in four colors, Calacatta Gold Extra, Pietra Grey, Safari, and Travertino Classico, in a large format of 118"x40".

Size Available: 118"x40" Polished & Matte (Travertino Classico only)



Calacatta Gold Extra


















Pietra Grey



Travertino Classico

TECHNICAL INFORMATION

	COLOR VARIATION	V2
	PEI	4
	D.C.O.F.	TBD
	MOHS	7
	WATER ABSORPTION	<0.5%
	PRINTING	HD INKJET
	USAGE	COMMERCIAL / RESIDENTIAL
	CHEMICAL STAIN RESISTANT	YES
	FROST RESISTANT	YES
	FINISH	MATTE
	TYPE	COLOR BODY PORCELAIN
	APPLICATION	WALL
	COUNTRY OF ORIGIN	ITALY
	EDGE FINISH	RECTIFIED
	RECYCLED CONTENT	40%

SIZES, PACKAGING, AND WEIGHT

Sizes*	PCS / Box (SF)	Box / Pallet (SF)	LBS / Pallet
118"x40"	1 PC / 32.28 SF	12 BXS / 387.36 SF	N/A

*Nominal



SLIMTECH TYPE 32 - BETA VINTAGE COLD / DELTA VINTAGE COLD

SLIMTECH TYPE 32

Type 32 is the digital interpretation of wood in cold factors introducing a zig zag pattern reminiscent of traditional French herringbone floors. Type 32 is the result of the latest technology which presses the tiles into form using a force of 15,000 tons. Available in two colors, a combination of 3 distinct graphics and slab size of 8"x80" with only 5.5mm in thickness, Type 32 is ideal to give any room a creative touch.

Size Available: 8"x80"




Beta Snow Cold




Delta Snow Cold




Gamma Snow Cold



Beta Vintage Cold


















Delta Vintage Cold



Gamma Vintage Cold

TECHNICAL INFORMATION

	COLOR VARIATION	V2
	PEI	4
	D.C.O.F.	TBD
	MOHS	7
	WATER ABSORPTION	<0.5 %
	PRINTING	HD INKJET
	USAGE	COMMERCIAL / RESIDENTIAL
	CHEMICAL STAIN RESISTANT	YES
	FROST RESISTANT	YES
	FINISH	MATTE
	TYPE	COLOR BODY PORCELAIN
	APPLICATION	FLOOR / WALL
	COUNTRY OF ORIGIN	ITALY
	EDGE FINISH	RECTIFIED
	RECYCLED CONTENT	40%

SIZES, PACKAGING, AND WEIGHT

Sizes*	PCS / Box (SF)	Box / Pallet (SF)	LBS / Pallet
8"x80"	3 PCS / 12.91 SF	40 BXS / 516.48 SF	1,320 LBS

*Nominal



SLIMTECH TIMELESS WOOD-STOCK - CREAM

SLIMTECH WOOD-STOCK

Wood-stock is a new collection that refines the look of natural wood into a contemporary design with endless possibilities. Wood-stock is the result of the latest technology which presses the tiles into form using a force of 15,000 tons. The result is a long rectangular module that measures 8"x80" with a thickness of 5.5 mm which will enhance any surface. Wood-Stock is also available in five colors.

Size Available: 8"x80"



Snow



Cream



Honey


















Vintage



Coffee

TECHNICAL INFORMATION

	COLOR VARIATION	V2
	PEI	4
	D.C.O.F.	TBD
	MOHS	7
	WATER ABSORPTION	<0.5%
	PRINTING	HD INKJET
	USAGE	COMMERCIAL / RESIDENTIAL
	CHEMICAL STAIN RESISTANT	YES
	FROST RESISTANT	YES
	FINISH	MATTE
	TYPE	COLOR BODY PORCELAIN
	APPLICATION	FLOOR / WALL
	COUNTRY OF ORIGIN	CHINA
	EDGE FINISH	RECTIFIED
	RECYCLED CONTENT	N/A

SIZES, PACKAGING, AND WEIGHT

Sizes*	PCS / Box (SF)	Box / Pallet (SF)	LBS / Pallet
8"x80"	3 PCS / 12.912 SF	40 BXS / 516.48 SF	1,320 LBS

*Nominal




STATUARIO EXTRA

STATUARIO EXTRA

Statuario Extra perfectly reproduces the lustrous beauty of the timeless statuario marble, which is characterized by its pure white background with gray veining. This elegant porcelain tile series compliments various design styles enhancing every room with its unique appearance. Statuario Extra features one color in a 12"x24", 24"x24" and 24"x48" format with available trims in both matte and polished finishes.


Size Available: 12"x24", 24"x24", 24"x48", 2"x2" Mosaic on 12"x12" Mesh Sheet, 3.75" Hex Mosaic on 12"x12" Mesh Sheet, 2"x4" Diamond Mosaic on 12"x12" Mesh Sheet



2"x2" Mosaic on
12"x12" Mesh Sheet


















3.75" Hex Mosaic on
12"x12" Mesh Sheet



2"x4" Diamond Mosaic
on 12"x12" Mesh Sheet

TECHNICAL INFORMATION

	COLOR VARIATION	V3
	PEI	3
	D.C.O.F.	>0.42 (MATTE ONLY)
	MOHS	7
	WATER ABSORPTION	<0.5%
	PRINTING	HD INKJET
	USAGE	COMMERCIAL / RESIDENTIAL
	CHEMICAL STAIN RESISTANT	YES
	FROST RESISTANT	YES
	FINISH	MATTE / POLISHED
	TYPE	GLAZED PORCELAIN
	APPLICATION	FLOOR / WALL
	COUNTRY OF ORIGIN	CHINA
	EDGE FINISH	RECTIFIED
	RECYCLED CONTENT	N/A

SIZES, PACKAGING AND WEIGHT

Sizes*	PCS / Box (SF)	Box / Pallet (SF)	LBS / Pallet
12"x24"	8 PCS / 15.49 SF	40 BXS / 619.60 SF	2,820 LBS
24"x24"	4 PCS / 15.49 SF	36 BXS / 619.60 SF	2,538 LBS
24"x48"	2 PCS / 15.49 SF	52 BXS / 619.60 SF	2,075 LBS
2"x2" Mosaic	TBD	TBD	TBD
3.75" Hex Mosaic	TBD	TBD	TBD
2"x4" Diamond Mosaic	TBD	TBD	TBD

*Nominal



STEEL - METAL

STEEL

Discover the enduring beauty of metal with our new series Steel. This high-resolution porcelain tile celebrates the visual properties of metals such as the naturally occurring patinas and the intricacies of rust. Additionally, Steel features four artistically interpreted metallic hues including Chrome, Nickel, Metal, and Rust. These colors add to the collection complementing tones as well as versatility and a plethora of installation options. Steel is available in size 18"x36", both matte and semi-polished finishes with complimenting brick pattern mosaic.

Size Available: 18"x36", 12"x14" Mosaic Mesh Sheet




Chrome



Nickel



Rust



Metal



Chrome - Brick Mosaic on 12"x14" Mesh Sheet



Nickel - Brick Mosaic on 12"x14" Mesh Sheet


















Rust - Brick Mosaic on 12"x14" Mesh Sheet



Metal - Brick Mosaic on 12"x14" Mesh Sheet

TECHNICAL INFORMATION

	COLOR VARIATION	V2 - V3
	PEI	4
	D.C.O.F.	>0.42
	MOHS	8
	WATER ABSORPTION	<0.5%
	PRINTING	HD INKJET
	USAGE	COMMERCIAL / RESIDENTIAL
	CHEMICAL STAIN RESISTANT	YES
	FROST RESISTANT	YES
	FINISH	MATTE / SEMI-POLISHED
	TYPE	COLOR BODY PORCELAIN
	APPLICATION	FLOOR / WALL
	COUNTRY OF ORIGIN	ITALY
	EDGE FINISH	RECTIFIED
	RECYCLED CONTENT	N/A

SIZES, PACKAGING, AND WEIGHT

Sizes*	PCS / Box (SF)	Box / Pallet (SF)	LBS / Pallet
18"x36"	3 PCS / 12.91 SF	32 BXS / 413.18 SF	1,975.34 LBS
12"x14" Mosaic Sheet	4 PCS / 4.67 SF	80 BXS / 373.60 SF	1,263 LBS

*Nominal



TIMBER - FROST

TIMBER

Timber exhibits the gorgeous aesthetics of natural hardwood in the form of durable porcelain tile. Timber is flexible for both commercial and residential use and is available in four colors: Midnight, Jade, Natural, Frost in 6"x24" and 6"x36" sizes.

Size Available: 6"x24", 8"x36"



Frost



Natural


















Jade



Midnight

TECHNICAL INFORMATION

	COLOR VARIATION	V2
	PEI	4
	D.C.O.F.	TBD
	MOHS	7
	WATER ABSORPTION	<0.5%
	PRINTING	HD INKJET
	USAGE	COMMERCIAL / RESIDENTIAL
	CHEMICAL STAIN RESISTANT	YES
	FROST RESISTANT	YES
	FINISH	MATTE
	TYPE	GLAZED PORCELAIN
	APPLICATION	FLOOR / WALL
	COUNTRY OF ORIGIN	CHINA
	EDGE FINISH	RECTIFIED
	RECYCLED CONTENT	N/A

SIZES, PACKAGING, AND WEIGHT

Sizes*	PCS / Box (SF)	Box / Pallet (SF)	LBS / Pallet
6"x24"	11 PCS / 10.76 SF	60 BXS / 645.60 SF	N/A
8"x36"	5 PCS / 9.68 SF	54 BXS / 522.72 SF	N/A

*Nominal



VARESE - GRAFITE

VARESE

Varese is the product of a fusion between the modern cotto look and Belgian pavers featuring uniquely elegant deco pieces. It is created using the latest HD Ink Jet technology. This is a color body porcelain tile and it is available in three colors with multiple decorative options and trims offered. Suitable for commercial and residential applications.

Sizes Available: 24"x24", 24"x24" MTX Deco, 2"x24", 4"x24", 8"x24", 4"x24" Bullnose 2"x2" Mosaic on 12"x12" Mesh Sheet, 8"x8" CAA Deco



Cenere



Cenere 4"x24" Bullnose



Grigio



Grigio 4"x24" Bullnose



Grafite



Grafite 4"x24" Bullnose



MTX Deco 24"x24"
Sold in sets of 4 random PCS
6 Patterns Available



2"x24" Available in all colors



4"x24" Available in all colors



8"x24" Available in all colors



2"x2" Mosaic on 12"x12" Sheets
Available in all colors



8"x8" CAA Deco
30 random patterns available

TECHNICAL INFORMATION

	COLOR VARIATION	V4
	PEI	4
	D.C.O.F.	>0.42
	MOHS	7
	WATER ABSORPTION	<0.5%
	PRINTING	HD INKJET
	USAGE	COMMERCIAL / RESIDENTIAL
	CHEMICAL STAIN RESISTANT	YES
	FROST RESISTANT	YES
	FINISH	MATTE
	TYPE	COLOR BODY PORCELAIN
	APPLICATION	WALL / FLOOR
	COUNTRY OF ORIGIN	CHINA
	EDGE FINISH	RECTIFIED
	RECYCLED	N/A

SIZES, PACKAGING, AND WEIGHT

Sizes*	PCS / Box (SF)	Box / Pallet (SF)	LBS / Pallet
24"x24"	4 PCS / 15.49 SF	40 BXS / 619.78 SF	2,860.00 LBS
24"x24" MTX Deco	4 PCS	SOLD BY BOXES	2,860.00 LBS
8"x24"	12 PCS / 15.49 SF	48 BXS / 743.73 SF	2,860.00 LBS
4"x24"	10 PCS / 6.46 SF	96 BXS / 619.78 SF	2,860.00 LBS
2"x24"	20 PCS / 6.46 SF	96 BXS / 619.78 SF	2,860.00 LBS
8"x8" CAA Deco	30 PCS	SOLD BY BOXES	2,860.00 LBS
4"x24" Bullnose	10 PCS / 6.46 SF	96 BXS / 619.78 SF	2,860.00 LBS
2"x2" Mosaic	10 PCS	63 BXS	N/A

*Nominal



VELVET - BLANCO, GRAFITE & BLANCO MODUL

VELVET

Through lineal artistic strokes of monolithic coloration, Velvet offers fabric like, high gloss accent wall tiles. Available in three innovative, various color options, these 12"x36", 12mm rectified wall tiles accentuate high tech modernism through ceramic interpretation.

Size Available: 12"x36"



Blanco


















Blanco Modul



Grafite

TECHNICAL INFORMATION

	COLOR VARIATION	V2
	PEI	TBD
	D.C.O.F.	TBD
	MOHS	TBD
	WATER ABSORPTION	>10%
	PRINTING	HD INKJET
	USAGE	COMMERCIAL / RESIDENTIAL
	CHEMICAL STAIN RESISTANT	YES
	FROST RESISTANT	N/A
	FINISH	POLISHED
	TYPE	CERAMIC
	APPLICATION	WALL
	COUNTRY OF ORIGIN	SPAIN
	EDGE FINISH	RECTIFIED
	RECYCLED CONTENT	>35%

SIZES, PACKAGING AND WEIGHT

Sizes*	PCS / Box (SF)	Box / Pallet (SF)	LBS / Pallet
12"x36"	4 PCS / 11.62 SF	51 BXS / 592.62 SF	2,347.00 LBS

*Nominal



VINTAGE 3.0 - GRIGIO

VINTAGE 3.0

Vintage 3.0 offers the timeless appeal of hand scrapped wood in a long lasting porcelain tile format. This high definition inkjet tile boasts 4 colors that accurately portray the classic hand smoothed planks of an earlier time. With Vintage 3.0 you will add warmth and character to any commercial or residential application.

Size Available: 6"x36"



Nut



Stone


















Grigio



Tobacco

TECHNICAL INFORMATION

	COLOR VARIATION	V3
	PEI	N/A
	D.C.O.F.	>0.42
	MOHS	4
	WATER ABSORPTION	<0.05%
	PRINTING	HD INKJET
	USAGE	COMMERCIAL / RESIDENTIAL
	CHEMICAL STAIN RESISTANT	YES
	FROST RESISTANT	YES
	FINISH	MATTE
	TYPE	GLAZED PORCELAIN
	APPLICATION	FLOOR / WALL
	COUNTRY OF ORIGIN	CHINA
	EDGE FINISH	RECTIFIED
	RECYCLED CONTENT	N/A

SIZES, PACKAGING, AND WEIGHT

Sizes*	PCS / Box (SF)	Box / Pallet (SF)	LBS / Pallet
6"x36"	10 PCS / 14.54 SF	N/A	2,689.60 LBS

*Nominal



VOGUE - BIANCO

VOGUE

Bring the warmth of nature into your home with Vogue. Its harmonious qualities makes it adaptable for any design solution. The color body porcelain aspect of Vogue offers a practical alternative to real wood. Vogue is available in four colors: Bianco, Antracite, Tortora and Tabacco in 8"x48".

Size Available: 8"x48"



Bianco



Tabacco


















Tortora



Antracite

TECHNICAL INFORMATION

	COLOR VARIATION	V2
	PEI	4
	D.C.O.F.	>0.42
	MOHS	7
	WATER ABSORPTION	<0.5%
	PRINTING	HD INKJET
	USAGE	COMMERCIAL / RESIDENTIAL
	CHEMICAL STAIN RESISTANT	YES
	FROST RESISTANT	YES
	FINISH	MATTE
	TYPE	COLOR BODY PORCELAIN
	APPLICATION	FLOOR / WALL
	COUNTRY OF ORIGIN	ITALY
	EDGE FINISH	RECTIFIED
	RECYCLED CONTENT	40%

SIZES, PACKAGING, AND WEIGHT

Sizes	PCS / Box (SF)	Box / Pallet (SF)	LBS / Pallet
8"x48"	4 PCS / 10.33 SF	34 BXS / 351.22 SF	1,518.00 LBS



WHITE EXPERIENCE - APUANO


WHITE EXPERIENCE

White Experience is a captivating reproduction of aging marble floors. It features rich and sophisticated textures that make for a lush tactile experience. Thanks to the matching interior and exterior floor combination, it is the ideal material for maintaining a seamless continuous look. White Experience is available in light or dark colors, various sizes including large format and mosaics in mixed finishes perfect for wall and floor applications.


Size Available: 24"x24", 24"x48", 8"x48" Mix, 4"x12" Mix, 2"x2" Mosaic Mix on 12"x12" Mesh Sheet




Pulpis



Apuano



2"x2" Mosaic Mix on 12"x12" Mesh Sheet


















8"x48" Mix



4"x12" Mix

TECHNICAL INFORMATION

	COLOR VARIATION	V2
	PEI	4
	D.C.O.F.	TBD
	MOHS	7
	WATER ABSORPTION	<0.5%
	PRINTING	HD INKJET
	USAGE	COMMERCIAL / RESIDENTIAL
	CHEMICAL STAIN RESISTANT	YES
	FROST RESISTANT	YES
	FINISH	MATTE
	TYPE	GLAZED PORCELAIN
	APPLICATION	FLOOR / WALL
	COUNTRY OF ORIGIN	ITALY
	EDGE FINISH	RECTIFIED
	RECYCLED CONTENT	40%

SIZES, PACKAGING, AND WEIGHT

Sizes*	PCS / Box (SF)	Box / Pallet (SF)	LBS / Pallet
24"x24"	4 PCS / 15.49 SF	30 BXS / 464.70 SF	2,150.00 LBS
24"x48"	2 PCS / 15.49 SF	36 BXS / 557.64 SF	2,572.00 LBS
8"x48" Mix	6 PCS / 15.49 SF	28 BXS / 433.72 SF	2,068.00 LBS
4"x12" Mix	30 PCS / 9.04 SF	48 BXS / 433.92 SF	2,072.00 LBS
2"x2" Mosaic Mix	12 PCS / 11.62 SF	30 BXS / 348.60 SF	1,617.00 LBS

*Nominal



WOODLAND - CHERRY

WOODLAND

This porcelain stoneware product is the highest concept of the digital technology applied to the traditional appeal. The real colors and the structure of the material gives this product a natural wood look and an expression of warmth in everyday life. Woodland is available in 8"x32" and 8"x48" sizes in four colors – Walnut, Cherry, Oak, and Maple.

Size Available: 8"x32" , 8"x48"



Maple



Oak


















Cherry



Walnut

TECHNICAL INFORMATION

	COLOR VARIATION	V3
	PEI	5
	D.C.O.F.	>0.42
	MOHS	7
	WATER ABSORPTION	<0.5%
	PRINTING	HD INKJET
	USAGE	COMMERCIAL / RESIDENTIAL
	CHEMICAL STAIN RESISTANT	YES
	FROST RESISTANT	YES
	FINISH	MATTE
	TYPE	COLOR BODY PORCELAIN
	APPLICATION	FLOOR / WALL
	COUNTRY OF ORIGIN	ITALY
	EDGE FINISH	RECTIFIED
	RECYCLED CONTENT	40%

SIZES, PACKAGING, AND WEIGHT

Sizes*	PCS / Box (SF)	Box / Pallet (SF)	LBS / Pallet
8"x48"	4 PCS / 10.33 SF	34 BXS / 351.22 SF	1,518.00 LBS
8"x32"	6 PCS / 10.33 SF	42 BXS / 433.86 SF	1,870.00 LBS

*Nominal



ARIZONA - MESA BRICK

ARIZONA

Our new glass and slate mix mosaics will give you many design possibilities with either a brick pattern mosaic or a small square pattern mosaic that is available on 12"x12" mesh-mounted sheets. Arizona series is a great addition to our full line of glass tiles.

Sizes Available: Brick Pattern Mosaic on 12"x12.8" Mesh Sheet, 1/2"x1/2" Square Mosaic on 12"x12" Mesh Sheet



Glendale Brick



Mesa Brick



Tucson Brick



Tempe Brick



Glendale Square



Mesa Square














Tucson Square



Tempe Square

TECHNICAL INFORMATION

	COLOR VARIATION	V4
	WATER ABSORPTION	N/A
	PRINTING	N/A
	USAGE	COMMERCIAL / RESIDENTIAL
	CHEMICAL STAIN RESISTANT	N/A
	FROST RESISTANT	N/A
	FINISH	MATTE
	TYPE	GLASS
	APPLICATION	WALL
	COUNTRY OF ORIGIN	CHINA
	RECYCLED CONTENT	N/A

SIZES, PACKAGING, AND WEIGHT

Sizes*	PCS / Box (SF)	Box / Pallet (SF)
Brick Mosaic Sheet	10 PCS	72 BXS
Square Mosaic Sheet	10 PCS	54 BXS

*Nominal



BLISS - SPRING

BLISS

Bliss glass is a combination of classic crackle glass fused with classic stone. Ideal for use in wall interiors and exteriors. Great for kitchen back splashes, counter tops and wall facades. Bliss can be used near bodies of water provided adequate sealing is applied every six months.

Size Available: 5/8"x2" Mosaic on 12"x12" Mesh Sheet



Bliss Autumn














Bliss Fall



Bliss Spring

TECHNICAL INFORMATION

	COLOR VARIATION	V3
	WATER ABSORPTION	N/A
	PRINTING	N/A
	USAGE	COMMERCIAL / RESIDENTIAL
	CHEMICAL STAIN RESISTANT	N/A
	FROST RESISTANT	N/A
	FINISH	POLISHED
	TYPE	GLASS
	APPLICATION	WALL
	COUNTRY OF ORIGIN	CHINA
	RECYCLED CONTENT	N/A

SIZES, PACKAGING, AND WEIGHT

Sizes*	PCS / Box (SF)	Box / Pallet (SF)
5/8"x2" Mosaic Sheet	10 PCS	72 BXS

*Nominal



BOLLE - BLEND MOCHA

BOLLE

Bolle glass offers a scrapped and chiseled look. Bolle is back painted and offered in three unique blends which work for any residential and commercial wall applications.

Sizes Availble: 1"x4" Mosaic on 12"x12"Mesh Sheet



Blend Mocha














Blend Latte



Cappuccino


TECHNICAL INFORMATION

	COLOR VARIATION	V4
	WATER ABSORPTION	N/A
	PRINTING	N/A
	USAGE	COMMERCIAL / RESIDENTIAL
	CHEMICAL STAIN RESISTANT	N/A
	FROST RESISTANT	N/A
	FINISH	MATTE
	TYPE	GLASS
	APPLICATION	WALL
	COUNTRY OF ORIGIN	CHINA
	RECYCLED CONTENT	N/A

SIZES, PACKAGING, AND WEIGHT

Sizes*	PCS / Box (SF)	Box / Pallet (SF)
1"x4" Mosaic Sheet	10 PCS	72 BXS

*Nominal



CENTAURI - ZETA

CENTAURI

Centauri glass mosaics feature an exquisite combination of metal and glass with strikingly beautiful results. The glistening bullet-shaped glass pieces create an exciting contrast against the bold and modern metal accents. Centauri showcases three unique blends Polaris, Zeta and Gamma in 12"x12" sheets that are suitable for wall applications in interior spaces. Not suitable for wet areas.

Sizes Available: 12"x12" Mesh Sheet



Polaris






Gamma



Zeta


TECHNICAL INFORMATION

	COLOR VARIATION	V2
	WATER ABSORPTION	N/A
	PRINTING	N/A
	USAGE	RESIDENTIAL
	CHEMICAL STAIN RESISTANT	N/A
	FROST RESISTANT	N/A
	FINISH	GLASS
	TYPE	GLASS
	APPLICATION	WALL
	COUNTRY OF ORIGIN	CHINA
	RECYCLED CONTENT	N/A

SIZES, PACKAGING, AND WEIGHT

Sizes*	PCS / Box (SF)	Box / Pallet (SF)
12"x12" Mosaic Sheet	6 PCS	84 BXS

*Nominal



IMPRESSIONS - BLACK WAVE

IMPRESSIONS

With this combination of materials, our Impressions glass and stone mix is a recent addition to our glass offerings. With just 4mm thick, these glass and stone mosaics will inspire you to create luxurious spaces. Our full collection includes glass and stone basketweave mosaics. Together, these innovative materials present fresh avenues for creative expression.

Size Available: 14"x14" Mesh Sheet



Black Weave



Sand Weave



Fawn Weave














Sky Weave



Ash Weave

TECHNICAL INFORMATION

	COLOR VARIATION	V1
	WATER ABSORPTION	N/A
	PRINTING	N/A
	USAGE	COMMERCIAL / RESIDENTIAL
	CHEMICAL STAIN RESISTANT	N/A
	FROST RESISTANT	N/A
	FINISH	POLISHED
	TYPE	GLASS
	APPLICATION	WALL
	COUNTRY OF ORIGIN	CHINA
	RECYCLED CONTENT	N/A

SIZES, PACKAGING, AND WEIGHT

Sizes*	PCS / Box (SF)	Box / Pallet (SF)
14"x14" Mosaic Sheet	20 PCS / 24.88 SF	33 BXS

*Nominal



LIQUID - CAPUCCINO

LIQUID

Liquid is a rich blend of honed and polished glass surfaces that emphasize the curving nature of the individual mosaic pieces. The beauty of Liquid is its organic rhythmic pattern that creates a rich undulating effect promoting a unique design element for any space. Liquid features five different colors in a 7.5"x17.75" sheet. Suitable for indoor commercial and residential wall applications.


Size Available: 7.5"x17.75" Mesh Sheet




Ice White




Warm White



Latte














Mocha



Capuccino

TECHNICAL INFORMATION

	COLOR VARIATION	V2
	WATER ABSORPTION	N/A
	PRINTING	N/A
	USAGE	COMMERCIAL / RESIDENTIAL
	CHEMICAL STAIN RESISTANT	N/A
	FROST RESISTANT	N/A
	FINISH	GLASS
	TYPE	GLASS
	APPLICATION	WALL
	COUNTRY OF ORIGIN	CHINA
	RECYCLED CONTENT	N/A

SIZES, PACKAGING, AND WEIGHT

Sizes*	PCS / Box (SF)	Box / Pallet (SF)
7.5"x17.75" Mosaic Sheet	11 PCS	54 BXS

*Nominal



LUXE - RUSTIC

LUXE

Luxe is our newest glass addition with random sizes and shapes. With gloss, matte, and stone finish combined in this mosaic, it's easy to coordinate stones and porcelain for a dramatic statement in any residential or commercial project.

Size Available: 12"x10.35" Mesh Sheet



Chic



Rustic














Grand



Urban

TECHNICAL INFORMATION

	COLOR VARIATION	V4
	WATER ABSORPTION	N/A
	PRINTING	N/A
	USAGE	COMMERCIAL / RESIDENTIAL
	CHEMICAL STAIN RESISTANT	N/A
	FROST RESISTANT	N/A
	FINISH	GLASS
	TYPE	GLASS
	APPLICATION	WALL
	COUNTRY OF ORIGIN	CHINA
	RECYCLED CONTENT	N/A

SIZES, PACKAGING, AND WEIGHT

Sizes*	PCS / Box (SF)	Box / Pallet (SF)
12"x10.35" Mosaic Sheet	10 PCS	72 BXS

*Nominal




MICRON- CAPPUCCINO

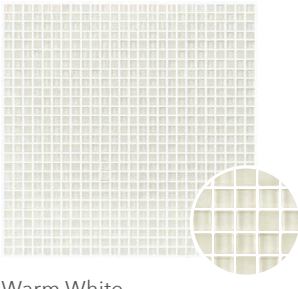
MICRON

Introducing Micron, a revolutionary micro-mosaic flexible for any installation including the smallest of radius. With a combination of polished and matte glass, this versatile tile comes in five stunning colors. Micron is available in five different color mosaics on 12"x12"mesh-mounted sheets.


Size Available: 3/8" Mosaic on 12"x12" Mesh Sheet




Ice White




Warm White



Latte














Mocha



Cappuccino

TECHNICAL INFORMATION

	COLOR VARIATION	V2
	WATER ABSORPTION	N/A
	PRINTING	N/A
	USAGE	COMMERCIAL / RESIDENTIAL
	CHEMICAL STAIN RESISTANT	N/A
	FROST RESISTANT	N/A
	FINISH	MATTE / POLISHED
	TYPE	GLASS
	APPLICATION	WALL
	COUNTRY OF ORIGIN	CHINA
	RECYCLED CONTENT	N/A

SIZES, PACKAGING, AND WEIGHT

Sizes*	PCS / Box (SF)	Box / Pallet (SF)
3/8" Mosaic Sheet	12 PCS / 10.87 SF	81 BXS / 880.47 SF

*Nominal



MIDTOWN - OSCURO

MIDTOWN

Midtown is another beautiful glass and stone mix that is a perfect addition to any residential or commercial interior. Available in four color options, random strip mosaic will add a sophisticated touch to a variety of settings.

Size Available: 12"x13.7" Mesh Sheet



Tempest



Claro














Oscuro



Maduro


TECHNICAL INFORMATION

	COLOR VARIATION	V3
	WATER ABSORPTION	N/A
	PRINTING	N/A
	USAGE	COMMERCIAL / RESIDENTIAL
	CHEMICAL STAIN RESISTANT	N/A
	FROST RESISTANT	N/A
	FINISH	GLASS
	TYPE	GLASS
	APPLICATION	WALL
	COUNTRY OF ORIGIN	CHINA
	RECYCLED CONTENT	N/A

SIZES, PACKAGING, AND WEIGHT

Sizes*	PCS / Box (SF)	Box / Pallet (SF)
12"x13.7" Mosaic Sheet	10 PCS	54 BXS

*Nominal



MOOD - CALM

MOOD

Mood is composed of corrugated glass and natural stone in a geometric pattern of complimentary colors. Its rhythm and range of textures makes it adaptable to use in any environment. Mood comes in three soft colors, and is available on 12"x12" mesh-mounted sheets.

Size Available: Staggered Brick Mosaic on 12"x12" Mesh Sheets



Cold














Cool



Calm

TECHNICAL INFORMATION

	COLOR VARIATION	V3
	WATER ABSORPTION	N/A
	PRINTING	N/A
	USAGE	COMMERCIAL / RESIDENTIAL
	CHEMICAL STAIN RESISTANT	N/A
	FROST RESISTANT	N/A
	FINISH	GLASS
	TYPE	GLASS
	APPLICATION	WALL
	COUNTRY OF ORIGIN	CHINA
	RECYCLED CONTENT	N/A

SIZES, PACKAGING, AND WEIGHT

Sizes*	PCS / Box (SF)	Box / Pallet (SF)
2"x2" Mosaic Sheet	10 PCS	72 BXS

*Nominal



NEW YORK - QUEENS

NEW YORK

The New York series glass line is a high quality painted back glass mosaics, cut into various sizes on a 12"x12" mesh-mounted sheet. This series, with its beautiful new designer colors, result in a translucent and elegant contemporary look available in three mixed and three solid color options.

Size Available: 12"x12" Mesh Sheet



Queens




Brooklyn




Empire



Staten














Gray



Clarion

TECHNICAL INFORMATION

	COLOR VARIATION	V3
	WATER ABSORPTION	N/A
	PRINTING	N/A
	USAGE	COMMERCIAL / RESIDENTIAL
	CHEMICAL STAIN RESISTANT	N/A
	FROST RESISTANT	N/A
	FINISH	GLASS
	TYPE	GLASS
	APPLICATION	WALL
	COUNTRY OF ORIGIN	CHINA
	RECYCLED CONTENT	N/A

SIZES, PACKAGING, AND WEIGHT

Sizes*	PCS / Box (SF)	Box / Pallet (SF)
12"x12" Mosaic Sheet	10 PCS	54 BXS

*Nominal



NEWPORT - TEMPEST

NEWPORT

Enhance the beauty of any transitional interior with Newport series, featuring a mix of glass and natural stone in four mixed color options on 12"x12" mesh-mounted sheets with small brick pattern mosaics.

Size Available: 12"x12" Mesh Sheet



Oscuro



Tempest














Claro



Maduro

TECHNICAL INFORMATION

	COLOR VARIATION	V3
	WATER ABSORPTION	N/A
	PRINTING	N/A
	USAGE	COMMERCIAL / RESIDENTIAL
	CHEMICAL STAIN RESISTANT	N/A
	FROST RESISTANT	N/A
	FINISH	GLASS
	TYPE	GLASS
	APPLICATION	WALL
	COUNTRY OF ORIGIN	CHINA
	RECYCLED CONTENT	N/A

SIZES, PACKAGING, AND WEIGHT

Sizes*	PCS / Box (SF)	Box / Pallet (SF)
12"x12" Mosaic Sheet	10 PCS	54 BXS

*Nominal



NUEVO LAGUNA - BASIN

NUEVO LAGUNA

Nuevo Laguna glass mosaic tiles are offered on a mesh back mosaic sheet with a stone and glass blend. In both gloss and matte finishes and a beautiful stone accent, these liner, bullet shaped mosaics will add a perfect dimension to your interior space.

Size Available: 12"x14.8" Mesh Sheet



Glacier



Typhoon














Coast



Basin

TECHNICAL INFORMATION

	COLOR VARIATION	V3
	WATER ABSORPTION	N/A
	PRINTING	N/A
	USAGE	COMMERCIAL / RESIDENTIAL
	CHEMICAL STAIN RESISTANT	N/A
	FROST RESISTANT	N/A
	FINISH	GLASS
	TYPE	GLASS
	APPLICATION	WALL
	COUNTRY OF ORIGIN	CHINA
	RECYCLED CONTENT	N/A

SIZES, PACKAGING, AND WEIGHT

Sizes*	PCS / Box (SF)	Box / Pallet (SF)
12"x14.8" Mosaic Sheet	10 PCS	54 BXS

*Nominal




OCEAN - SAMOA


OCEAN

Ocean series is a unique glass tile with a weave pattern that will bring your designs to life. The color blends of Ocean work perfectly together for that striking design element, available in five dynamic color options.


Size Available: 12"x12.6" Mesh Sheet




Cabo




Bahama



Tahiti














Samoa



Bora

TECHNICAL INFORMATION

	COLOR VARIATION	V3
	WATER ABSORPTION	N/A
	PRINTING	N/A
	USAGE	COMMERCIAL / RESIDENTIAL
	CHEMICAL STAIN RESISTANT	N/A
	FROST RESISTANT	N/A
	FINISH	GLASS
	TYPE	GLASS
	APPLICATION	WALL
	COUNTRY OF ORIGIN	CHINA
	RECYCLED CONTENT	N/A

SIZES, PACKAGING, AND WEIGHT

Sizes*	PCS / Box (SF)	Box / Pallet (SF)
12"x12.6" Mosaic Sheet	10 PCS	42 BXS

*Nominal




ONIX - NATURE BLENDS NAVIA


ONIX

Onix has taken inspiration from gemstones to create these mosaic jewels. With 14 various color options available, Onix is ideal for many different spaces such as pools and kitchen areas.

Sizes Available: 1"x1" on 12"x12" Mesh Sheet ‡, 1"x1" on 13"x13" Mesh Sheet Δ




Cosmic Arezzo ‡Δ




Cosmic Elba ‡Δ




Cosmic Livorno ‡



Cosmic Lucca ‡




Mystic Islande ‡Δ



Essence Carrara
Mix Grey ‡




Essence Carrara
Mix Macauba Δ




Nature Blends
Navia ‡Δ



Nature Blends
Upsala White ‡Δ



Mystic Agata
Diamond Brown Δ




Nature Blends
Upsala Dark Grey ‡Δ



Mystic Arola ‡














Mystic Sinai ‡Δ



Mystic Savina ‡Δ

Onix Cosmic is not suitable for pool applications.

TECHNICAL INFORMATION

	COLOR VARIATION	V2
	WATER ABSORPTION	N/A
	PRINTING	N/A
	USAGE	COMMERCIAL / RESIDENTIAL
	CHEMICAL STAIN RESISTANT	N/A
	FROST RESISTANT	N/A
	FINISH	MATTE / POLISHED
	TYPE	GLASS
	APPLICATION	WALL
	COUNTRY OF ORIGIN	SPAIN
	RECYCLED CONTENT	98%

SIZES, PACKAGING, AND WEIGHT

Sizes*	PCS / Sheet	Box / Pallet (SF)
1"x1" on 12"x12" ‡	5 PCS	N/A
1"x1" on 13"x13" Δ	5 PCS	N/A

*Nominal




ONIX HEX - GUN METAL

ONIX HEX

Onix Hex offers a bold and modern option in a hexagonal pressed glass mosaic format. This beautiful 98% recycled material mosaic has a sand blasted finish enhanced by a unique iridescent coat that creates a dramatic effect. Onix Hex comes in 11 unique color options and is available on 12"x12" mesh-mounted sheets.


Size Available: 1" Hexagons on 12"x12" Mesh Sheet



Gun Metal




Blend Tan Malla



Grey Silver Mix Malla



Emma Malla




Pewter



Blend Taupe Malla




Pearl



Pattern



Statuario Malla














Blend Metal Carrara



Calacatta Malla

TECHNICAL INFORMATION

	COLOR VARIATION	V3
	WATER ABSORPTION	N/A
	PRINTING	N/A
	USAGE	COMMERCIAL / RESIDENTIAL
	CHEMICAL STAIN RESISTANT	N/A
	FROST RESISTANT	N/A
	FINISH	MATTE / POLISHED
	TYPE	PRESSED GLASS
	APPLICATION	WALL
	COUNTRY OF ORIGIN	SPAIN
	RECYCLED CONTENT	98%

SIZES, PACKAGING, AND WEIGHT

Sizes*	PCS / Box (SF)	Box / Pallet (SF)
1" Hexagon Sheet	6 PCS	6 BXS / 975.04 SF

*Nominal



PURE 2" HEX - CAPPUCCINO

PURE 2" HEX

Pure 2" Hex offers a rich fusion of honed and polished glass mosaics on a mesh back. Following the honeycomb pattern, this stylish blend of hexagonal shaped mosaic pieces will instill a modern flare to any decor. Pure features five different blends, in a 12"x12" sheet. Suitable for indoor commercial and residential wall applications.

Sizes available: 2" Hexagon Mosaic on 12"x12" Mesh sheet




Warm White




Cool White



Latte














Cappuccino



Mocha

TECHNICAL INFORMATION

	COLOR VARIATION	V2
	WATER ABSORPTION	N/A
	PRINTING	N/A
	USAGE	RESIDENTIAL
	CHEMICAL STAIN RESISTANT	N/A
	FROST RESISTANT	N/A
	FINISH	GLASS
	TYPE	GLASS
	APPLICATION	WALL
	COUNTRY OF ORIGIN	CHINA
	RECYCLED CONTENT	N/A

SIZES, PACKAGING, AND WEIGHT

Sizes*	PCS / Box (SF)	Box / Pallet (SF)
2" Hexagon Mosaic	10 PCS	90 BXS

*Nominal



TREND - EARTH ARABESQUE

TREND

Trend is a water jet series offering highly detailed mosaic tiles on a mesh back. A rich combination of natural stones, honed glass and polished glass pieces showcase exquisite accents promoting geometric rhythm throughout. Trend features diamond and arabesque waterjet shapes that come in three harmonious colors. Available in two design options on mesh mounted sheets. Suitable for indoor commercial and residential wall application only.

Sizes available: 2"x6" on 12"x12.3" Mesh sheet, 3"x3.8" on 11.5"x11.5" Mesh Sheet



Trend Ocean Diamond
Water-Jet mosaic on 12"x12.3"
Mesh Sheet




Trend Forest Diamond
Water-Jet mosaic on 12"x12.3"
Mesh Sheet



Trend Earth Diamond
Water-Jet mosaic on 12"x12.3"
Mesh Sheet



Ocean Arabesque Water-Jet
Mosaic on 11.5"x11.5"
Mesh Sheet














Forest Arabesque Water-Jet
Mosaic on 11.5"x11.5"
Mesh Sheet



Earth Arabesque Water-Jet
Mosaic on 11.5"x11.5"
Mesh Sheet

TECHNICAL INFORMATION

	COLOR VARIATION	V3
	WATER ABSORPTION	N/A
	PRINTING	N/A
	USAGE	COMMERCIAL / RESIDENTIAL
	CHEMICAL STAIN RESISTANT	N/A
	FROST RESISTANT	N/A
	FINISH	GLASS
	TYPE	GLASS
	APPLICATION	WALL
	COUNTRY OF ORIGIN	CHINA
	RECYCLED CONTENT	N/A

SIZES, PACKAGING, AND WEIGHT

Sizes*	PCS / Box (SF)	Box / Pallet (SF)
2"x6" on 12"x12.3"	10 PCS	63 BXS
3"x3.8" on 11.5"x11.5"	10 PCS	63 BXS

*Nominal




VETRO - CRYSTAL BLUE

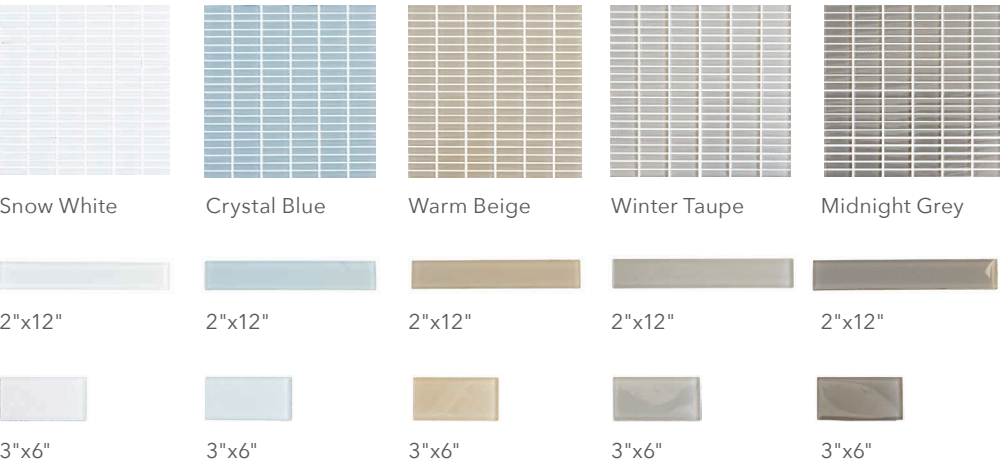
VETRO

Vetro brings a premium glass executed with a modern clean edge. Its appealing palette of five soft colors in glossy finish will satisfy any color setting. The unique pieces offered in 2"x12" and 3"x6" make a modern dramatic statement, while the mosaic pattern offers a subtle textural effect.












Staggered Brick: Matte and Glossy Mix 1/2"x2" Staggered Brick on 12"x12" Mesh Sheet



Straight Brick: Glossy Finish 1/2"x2" Straight Brick on 12"x12" Mesh Sheet



TECHNICAL INFORMATION

	COLOR VARIATION	V2
	WATER ABSORPTION	N/A
	PRINTING	N/A
	USAGE	COMMERCIAL / RESIDENTIAL
	CHEMICAL STAIN RESISTANT	N/A
	FROST RESISTANT	N/A
	FINISH	GLASS
	TYPE	GLASS
	APPLICATION	WALL
	COUNTRY OF ORIGIN	CHINA
	RECYCLED CONTENT	N/A

SIZES, PACKAGING, AND WEIGHT

Sizes*	PCS / Box (SF)	Box / Pallet (SF)
3"x6"	32 PCS	150 BXS
2"x12"	40 PCS	88 BXS
1/2"x2" Straight B.	10 PCS	72 BXS
1/2"x2" Staggered B.	10 PCS	72 BXS

*Nominal



VETRO 6" HEX - ALL COLORS



VETRO 6" HEX

Vetro 6" Hex is the ultimate expression of contemporary design, with its diaphanous hexagonal glass pieces that feature a smooth finish. The geometric elements have a striking sleek appearance that will enhance any design space. Vetro comes in five unique colors, available 6"x6" size pieces. Suitable for indoor commercial and residential wall applications.

Size Available: 6" Hexagons




Snow White




Crystal Blue



Warm Beige














Winter Taupe



Midnight Grey

TECHNICAL INFORMATION

	COLOR VARIATION	V2
	WATER ABSORPTION	N/A
	PRINTING	N/A
	USAGE	COMMERCIAL / RESIDENTIAL
	CHEMICAL STAIN RESISTANT	N/A
	FROST RESISTANT	N/A
	FINISH	GLASS
	TYPE	GLASS
	APPLICATION	WALL
	COUNTRY OF ORIGIN	CHINA
	RECYCLED CONTENT	N/A

SIZES, PACKAGING, AND WEIGHT

Sizes*	PCS / Box (SF)	Box / Pallet (SF)
6" Hexagons	20 PCS / 4.314 SF	125 BXS / 539.25 SF

*Nominal




WESTWOOD - OSCURO


WESTWOOD

The Westwood series is offered in a glass and stone mix in 1/2" x 1/2" mesh mounted mosaic sheets in four color palettes. In applications where a smaller glass accent is desired, Westwood is the perfect option.


Size Available: 1/2"x1/2" on 12"x12" Mesh Sheet




Oscuro



Tempest














Claro



Maduro

TECHNICAL INFORMATION

	COLOR VARIATION	V2
	WATER ABSORPTION	N/A
	PRINTING	N/A
	USAGE	COMMERCIAL / RESIDENTIAL
	CHEMICAL STAIN RESISTANT	N/A
	FROST RESISTANT	N/A
	FINISH	GLASS
	TYPE	GLASS
	APPLICATION	WALL
	COUNTRY OF ORIGIN	CHINA
	RECYCLED CONTENT	N/A

SIZES, PACKAGING, AND WEIGHT

Sizes*	PCS / Box (SF)	Box / Pallet (SF)
1/2"x1/2" on 12"x12"	10 PCS	72 BXS

*Nominal





THIN TILES



SLIMTECH

Slimtech is the solution that offers sheets of stoneware in record sizes (300cm x 100cm) and due to extraordinary lightness resulting from a thickness of only 3.5mm. It is the result of a laminating and porcelain compacting technology that has revolutionized the traditional productive process and as a result a completely new, resistive, easy to use, light, flexible, pliable and versatile product is obtained. LEA SLIMTECH fully satisfies the most up-to-date needs for modern planning for both internal and for expansive external areas of modern buildings.

Field sizes available: 118"x40",



Sabbiata



Naturale



Stucatta



Lappata

TECHNICAL INFORMATION

	COLOR VARIATION	V2
	PEI	4
	S.C.O.F. WET	>0.60
	S.C.O.F. DRY	>0.60
	MOHS	7
	WATER ABSORPTION	<0.5%
	PRINTING	EXTRUDED
	USAGE	COMMERCIAL / RESIDENTIAL
	CHEMICAL STAIN RESISTANT	YES
	FROST RESISTANT	YES
	FINISH	MATTE
	TYPE	THROUGH BODY GLAZED PORCELAIN
	APPLICATION	WALL
	COUNTRY OF ORIGIN	ITALY
	EDGE FINISH	RECTIFIED
	RECYCLED CONTENT	N/A

SIZES, PACKAGING, AND WEIGHT

Sizes*	PCS / Box (SF)	Box / Pallet (SF)	LBS / Pallet
118"x40"	1 PCS / 32.28 SF	12 BXS / 387.36 SF	667.92 LBS

*Nominal





THICK TILES



ECO-OUTDOOR 2.0 - JET BLACK FLAMED

ECO-OUTDOOR 2.0

Designed for exterior use, our 2cm material is an excellent option to natural stone products due to its color range, durability, strength, and low maintenance. Eco-Outdoor 2cm is made with 40% recycled material. Available in five colors in 24x24 with multiple trim options available.

Size Available: 24"x24", 12"x24" Step Thread, 12"x12" Sink CN, 12"x24" Sink, 4"x24" BN




Geo Beige



Quarzite Gris




Basalt Gris


















Jet Black Flamed



Cosmic Black Anticado



TECHNICAL INFORMATION

	COLOR VARIATION	V2
	PEI	4
	D.C.O.F.	>0.42
	MOHS	8
	WATER ABSORPTION	<0.5%
	PRINTING	HD INK JET
	USAGE	COMMERCIAL / RESIDENTIAL
	CHEMICAL STAIN RESISTANT	YES
	FROST RESISTANT	YES
	FINISH	MATTE
	TYPE	THROUGH BODY PORCELAIN
	APPLICATION	WALL / FLOOR
	COUNTRY OF ORIGIN	CHINA
	EDGE FINISH	RECTIFIED
	RECYCLED CONTENT	40%


SIZES, PACKAGING, AND WEIGHT

Sizes*	PCS / Box (SF)	Box / Pallet (SF)	LBS / Pallet
24"x24" (2cm)	2 PCS / 7.75 SF	32 BXS / 248.00 SF	N/A
12"x24" Step Tread (2cm)	4 PCS	N/A	N/A
12"x12" Sink CN (2cm)	6 PCS	N/A	N/A
12"x24" Sink (2cm)	4 PCS	N/A	N/A
4"x24" BN (2cm)	9 PCS	N/A	N/A

*Nominal



CRYSTAL STONE 2.0



CRYSTAL STONE 2.0

Crystal Stone 2.0 features the Forever White Technology which guarantees a consistent bright white tile with 93° whiteness as well as stain resistance, zero porosity and UV resistance. Crystal stone is made with high melting point 99% silica and its easy to cut.

Size Available: 0.5" Thick 12"x24", 24"x24" Field,



Stain Resistance Test



Acid Test




Wine Stain Test



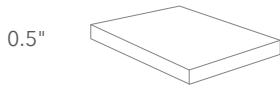
Ink Stain Test



12"x24" Field Size



24"x24" Field Size




SIZES, PACKAGING AND WEIGHT

Sizes	PCS / BOX (SF)		SLABS / BUNDLE
12"x24" (0.5" Thick)	N/A	N/A	N/A
24"x24" (0.5" Thick)	1PC	N/A	N/A



CRYSTAL STONE 2.0



TECHNICAL INFO

FIELD TILES TEST RESULTS

	COLOR VARIATION	V1
	PEI	5
	D.C.O.F. WET AREAS ONLY	<0.42
	MOHS	7
	WATER ABSORPTION	<0.5%
	PRINTING	N/A
	USAGE	COMMERCIAL / RESIDENTIAL
	CHEMICAL STAIN RESISTANT	YES
	FROST RESISTANT	YES
	FINISH	POLISHED
	TYPE	99% SILICA
	APPLICATION	WALL / FLOOR
	COUNTRY OF ORIGIN	CHINA
	EDGE FINISH	RECTIFIED
	RECYCLED CONTENT	N/A
	FACIAL DIMENSION	WITHIN STANDARD
	WEDGING (SQUARENESS)	WITHIN STANDARD
	WARPAGE (FLATNESS)	WITHIN STANDARD

SLAB TEST RESULTS

	ASTM#	RESULT
BREAKING STRENGTH	C648	2251 lbs
STAIN RESISTANCE	1378	NO EFFECT
ABRASION WEAR INDEX	C1353	450
WATER ABSORPTION	C373	0.03%
FLEXURAL STRENGTH (WET)	C880	5247 psi
FLEXURAL STRENGTH (DRY)	C880	7108 psi
STAIN & CHEMICAL RESISTANCE	C650	No effect
COMPRESSIVE STRENGTH (min)	C170	54601 psi

CARE AND MAINTENANCE

Crystal Stone 2.0 has a very compact structure. It is resistant to tea and other pollutants making it easy to clean. For routine cleaning, use a damp cloth or paper towel and, if necessary, a small amount of mild soap. Once clean, rinse and dry surface thoroughly. For stubborn or dried spills, use a nonabrasive cleaning pad with a small amount of mild soap. When slight scratches appear on the surface, simply apply a small amount of detergent and wipe with a soft cloth for several minutes. It will restore its natural brightness. Common household spills – such as, tea, coffee, lemon juice, soda, fruit, vegetable juice, olive oil or grease spills are easily removed and the surface restored to its original appearance.

Avoid exposing Crystal Stone 2.0 to chemicals and solvents, especially paint removers or furniture strippers containing trichloroethane or methylene chloride. Keep nail polish remover, bleach or cleansers that contain bleach, bluing, permanent markers or inks. While casual exposure to alkaline materials will not damage Crystal Stone 2.0, highly alkaline (high-pH) cleansers are not recommended when cleaning Crystal Stone 2.0. If any of the substances listed above come into contact with Crystal Stone 2.0, rinse the exposed surface immediately and thoroughly with plenty of clean water.



UNIVERSAL COVE BASE - GRIGIO & TOBACCO

UNIVERSAL COVE BASE

Universal Cove Base & Jolly is an Inkjet Porcelain with slight depiction of limestone. Some recognizable features are found in this porcelain, such as, calcite streaks or spots, reedy formations, open texture streaks, iron spots, and grain formation. The true quality of the porcelain makes it a perfect addition for residential or commercial space, available in seven color options.

Size Available: 6"x12", .5"x12", 1"x6", 1"x1"



Avorio



Beige



Tobacco



Grigio



Ashgrey



Bronzo











Nero



1"x6" Corner Available in all colors

TECHNICAL INFORMATION

	COLOR VARIATION	V2
	WATER ABSORPTION	<0.5%
	PRINTING	ROTO
	USAGE	COMMERCIAL / RESIDENTIAL
	CHEMICAL STAIN RESISTANT	YES
	FROST RESISTANT	YES
	FINISH	MATTE
	TYPE	GLAZED CERAMIC
	APPLICATION	WALL
	COUNTRY OF ORIGIN	CHINA
	EDGE FINISH	NON-RECTIFIED
	RECYCLED CONTENT	N/A



URBAN CONCRETE 2D - VERSAILLE ARABESQUE

URBAN CONCRETE 2D

Enjoy the organic subtleties of concrete with this precast ready to install tile. Urban Concrete is designed and manufactured to bring a natural feel with modern simplicity and classic, timeless beauty to any area. To achieve this, the tiles have natural variation and random shading in every piece and box; these are characteristics of concrete tiles made with cement. The varying shades, color, pattern, and slight size differences enhance. The natural look and feel of concrete tiles installed to any area. Urban Concrete stimulates versatility by offering unique 2D shapes and 3D sculptural designs.

Sizes Available: 2.5"x7", 5.4"x5.4", 7"x3.5"



Scallop Fan



Hexagon



Versaille Arabesque



Pyramid


















Subway



Diamond

TECHNICAL INFORMATION - **FOR 2D PIECES**

	COLOR VARIATION	V2
	PEI	N/A
	D.C.O.F.	N/A
	MOHS	4-7 VARIES WITH SEALANT USED
	WATER ABSORPTION	19%**
	PRINTING	N/A
	USAGE	COMMERCIAL / RESIDENTIAL
	CHEMICAL STAIN RESISTANT	NO
	FROST RESISTANT	YES***
	FINISH	MATTE
	TYPE	CONCRETE
	APPLICATION	WALL / FLOOR†
	COUNTRY OF ORIGIN	MEXICO / USA
	EDGE FINISH	NON-RECTIFIED
	RECYCLED CONTENT	>15%

Sealing the tiles is strongly recommended and frequency of resealing is dependent on traffic areas. *When properly installed by approved contractor familiar with masonry. †Floor application should comply with proper substrate preparation and most current industry recommended installation method.

SIZES, PACKAGING, AND WEIGHT

Sizes*	PCS / Box (SF)	Box / Pallet (SF)	LBS / Pallet
5.4"x5.4" Hexagon	30 PCS / 6.00 SF	75 BXS / 450.00 SF	1,970.00 LBS
2.5"x7" Diamond	82 PCS / 8.20 SF	72 BXS / 590.40 SF	1,770.00 LBS
2.5"x7" Pyramid	82 PCS / 8.20 SF	72 BXS / 590.40 SF	1,770.00 LBS
5.5"x5.4" Scallop Fan	40 PCS / 8.00 SF	70 BXS / 560.00 SF	1,800.00 LBS
7"x3.5" Subway	44 PCS / 7.48 SF	72 BXS / 538.56 SF	1,844.00 LBS
5.4"x5.4" Versailles A.	42 PCS / 8.40 SF	70 BXS / 588.00 SF	2,114.00 LBS

*Nominal




URBAN CONCRETE 3D - LANDSCAPE

URBAN CONCRETE 3D

Enjoy the organic subtleties of concrete with this precast ready to install tile. Urban Concrete is designed and manufactured to bring a natural feel with modern simplicity and classic, timeless beauty to any area. To achieve this, the tiles have natural variation and random shading in every piece and box; these are characteristics of concrete tiles made with cement. The varying shades, color, pattern and slight size differences enhance and further promote the natural look and feel of the concrete tiles installed to any area. Urban Concrete stimulates versatility by offering unique 2D shapes and 3D sculptural designs.


Sizes Available (Per Piece): 3"x9" Link 3D, 4"x12" Landscape 3D , 6"x6" Meteor 3D, 6.25"x8" Rhythmic



Link 3D 3"x9"



Landscape 3D 4"x12"


















Meteor 3D 6"x6"



Rhythmic 3D 6.25"x8"

TECHNICAL INFORMATION - **FOR 3D PIECES**

	COLOR VARIATION	V2
	PEI	N/A
	D.C.O.F.	N/A
	MOHS	4-7 VARIES WITH SEALANT USED
	WATER ABSORPTION	19%**
	PRINTING	N/A
	USAGE	COMMERCIAL / RESIDENTIAL
	CHEMICAL STAIN RESISTANT	NO
	FROST RESISTANT	NO
	FINISH	3D TEXTURED MATTE FINISH
	TYPE	CONCRETE
	APPLICATION	WALL
	COUNTRY OF ORIGIN	MEXICO / USA
	EDGE FINISH	NON-RECTIFIED
	RECYCLED CONTENT	>15%

**Sealing the tiles is strongly recommended and frequency of resealing is dependent on traffic areas.

SIZES, PACKAGING, AND WEIGHT

Sizes*	PCS / Box (SF)	Box / Pallet (SF)	LBS / Pallet
4"x12" Landscape 3D	24 PCS / 8.16 SF	30 BXS / 244.80 SF	1,750.00 LBS
3"x9" Link 3D	64 PCS / 12.80 SF	30 BXS / 384.00 SF	1,690.00 LBS
6"x6" Meteor 3D	20 PCS / 5.00 SF	30 BXS / 150.00 SF	1,120.00 LBS
6.25"x8" Rhythmic 3D	24 PCS / 8.40 SF	30 BXS / 252.00 SF	2,050.00 LBS

*Nominal





CERAMIC TILES



ACACIA 2.0 - SADDLE

ACACIA 2.0

Acacia 2.0 is a beautiful interpretation of an exotic wood in an HD Ink Jet glazed ceramic tile. The natural characteristic of blended colors conveys sophistication to both residential and commercial spaces. This tile comes in three unique colors, available in a 6"x24" size.

Size Available: 6"x24"



Driftwood



















Natural



Saddle

TECHNICAL INFORMATION

	COLOR VARIATION	V3
	PEI	3
	S.C.O.F. WET	>0.60
	S.C.O.F. DRY	>0.60
	MOHS	6
	WATER ABSORPTION	3-6%
	PRINTING	HD INKJET
	USAGE	RESIDENTIAL/COMMERCIAL
	CHEMICAL STAIN RESISTANT	YES
	FROST RESISTANT	YES
	FINISH	MATTE
	TYPE	CERAMIC TILE
	APPLICATION	FLOOR
	COUNTRY OF ORIGIN	CHINA
	EDGE FINISH	NATURAL EDGE
	RECYCLED CONTENT	N/A

SIZES, PACKAGING, AND WEIGHT

Sizes*	PCS / Box (SF)	Box / Pallet (SF)	LBS / Pallet
6"x24"	11 PCS / 10.76 SF	72 BXS / 774.72 SF	3,415.68 LBS

*Nominal



HEARTWOOD - CLOUD

HEARTWOOD

Heartwood delicately embraces modern wood grains and simplicity. Beautiful planks in four subtle urban hues, this collection is available in 8"x48". Cloud, Ash, Desert, and Dusk are also offered in contemporary decos with six unique designs perfect for accentual hints of diversity.


Size Available: 8"x48"



Ash



Cloud



Desert


















Dusk



8"x48" Deco - Six decos available in all colors & are sold random mix within box.

TECHNICAL INFORMATION

	COLOR VARIATION	V2
	PEI	3
	D.C.O.F.	>0.42
	MOHS	6
	WATER ABSORPTION	6% - 10%
	PRINTING	HD INKJET
	USAGE	COMMERCIAL / RESIDENTIAL
	CHEMICAL STAIN RESISTANT	YES
	FROST RESISTANT	YES
	FINISH	MATTE
	TYPE	GLAZED CERAMIC
	APPLICATION	WALL / FLOOR
	COUNTRY OF ORIGIN	CHINA
	EDGE FINISH	NON - RECTIFIED
	RECYCLED CONTENT	N/A

SIZES, PACKAGING, AND WEIGHT

Sizes*	PCS / Box (SF)	Box / Pallet (SF)	LBS / Pallet
8"x48"	5 PCS / 12.91 SF	36 BXS / 464.76 SF	2,098.80 LBS

*Nominal



HUDSON - DARK OAK

HUDSON

Hudson has a superior and eye pleasing wood look that comes in four distinctive shades: Dark Oak, Chestnut, Birch and White Oak. It was created using the most advanced HD technology available and comes in a 6"x24" size.

Size Available: 6"x24"


















White Oak

Birch

Chestnut

Dark Oak

TECHNICAL INFORMATION

	COLOR VARIATION	V3
	PEI	3
	D.C.O.F.	<0.42
	MOHS	6
	WATER ABSORPTION	3-6%
	PRINTING	HD INK JET
	USAGE	RESIDENTIAL
	CHEMICAL STAIN RESISTANT	YES
	FROST RESISTANT	YES
	FINISH	MATTE
	TYPE	CERAMIC TILE
	APPLICATION	FLOOR
	COUNTRY OF ORIGIN	CHINA
	EDGE FINISH	NON-RECTIFIED
	RECYCLED CONTENT	N/A

SIZES, PACKAGING, AND WEIGHT

Sizes*	PCS / Box (SF)	Box / Pallet (SF)	LBS / Pallet
6"x24"	11 PCS / 10.76 SF	72 BX / 774.72 SF	3,415.68 LBS

*Nominal



MILLENIU - BLANCO FLOW

MILLENIUM

Millenium provides art deco pieces through modern 3D technology. Three diverse designs offer tangible architectural products ideal for feature walls, design motifs, captivating allure, and more. Available in Blanco (white), 12"x35", 12mm durable ceramic wall tiles to make a beautiful statement of art and depiction of strong accents.

Size Available: 12"x35"



Blanco Base


















Blanco Flow



Blanco Quilt

TECHNICAL INFORMATION

	COLOR VARIATION	V2
	PEI	N/A
	D.C.O.F.	N/A
	MOHS	N/A
	WATER ABSORPTION	>10%
	PRINTING	HD INKJET
	USAGE	COMMERCIAL / RESIDENTIAL
	CHEMICAL STAIN RESISTANT	YES
	FROST RESISTANT	N/A
	FINISH	MATTE
	TYPE	CERAMIC
	APPLICATION	WALL
	COUNTRY OF ORIGIN	SPAIN
	EDGE FINISH	RECTIFIED
	RECYCLED CONTENT	>35%

SIZES, PACKAGING, AND WEIGHT

Sizes*	PCS / Box (SF)	Box / Pallet (SF)	LBS / Pallet
12"x35"	4 PCS / 11.62 SF	51 BXS / 592.62 SF	2,347.00 LBS

*Nominal




MODERN - PERLE

MODERN

Modern brings the bold look of concrete in this HD Ink Jet porcelain tile perfect for commercial and residential applications. Offered in five soft urban color hues with multiple modular sizes and corresponding wall tile. Also available with modern mosaic and trim options.

Floor Tile Sizes Available: 12"x12", 12"x24", 24"x24" Matte Finish



Cemento Tortora Viscone Perle Avorio

Wall Tile Size Available: 8"x16" Polished Finish



Cemento Tortora Viscone Perle Avorio




1"x1" QRC



4"x24" Field Bullnose
3x16 Polished Wall Bullnose



1"x8" Polished
Quarter Round


















1"x4" Mosaic
on 12"x12"
Mesh Sheet



12"x18" Deco Stripes



TECHNICAL INFORMATION

	COLOR VARIATION	V2
	PEI	FLOOR: 4, WALL: 3
	D.C.O.F.	>0.42 (MATTE ONLY)
	MOHS	FLOOR: 7, WALL: 5
	WATER ABSORPTION	FLOOR: <0.5%, WALL: 0.2%
	PRINTING	HD INKJET
	USAGE	COMMERCIAL / RESIDENTIAL
	CHEMICAL STAIN RESISTANT	YES
	FROST RESISTANT	YES
	FINISH	FLOOR: MATTE, WALL: POLISHED
	TYPE	FLOOR: COLORBODY, WALL: CERAMIC
	APPLICATION	FLOOR / WALL
	COUNTRY OF ORIGIN	CHINA
	EDGE FINISH	RECTIFIED
	RECYCLED CONTENT	N/A

SIZES, PACKAGING, AND WEIGHT

Sizes*	PCS / Box (SF)	Box / Pallet (SF)	LBS / Pallet
24"x24"	4 PCS / 15.49 SF	36 BXS / 557.64 SF	N/A
12"x24"	8 PCS / 15.49 SF	40 BXS / 619.78 SF	N/A
12"x12"	11 PCS / 10.65 SF	56 BXS / 596.40 SF	N/A
1"x4" Mosaic	11 PCS	N/A	N/A
4"x24" Bullnose	16 PCS	N/A	N/A
8"x16" Wall Tile	18 PCS / 15.49 SF	N/A	N/A
1"x8" QR	75 PCS	N/A	N/A
1"x1" QRC	N/A	N/A	N/A
Deco Stripe	9 PCS	N/A	N/A
3"x16" Bullnose	48 PCS	N/A	N/A

*Nominal



VELVET - BLANCO, GRAFITE & BLANCO MODUL

VELVET

Through lineal artistic strokes of monolithic coloration, Velvet offers fabric like, high gloss accent wall tiles. Available in three innovative, various color options, these 12"x36", 12mm rectified wall tiles accentuate high tech modernism through ceramic interpretation.

Size Available: 12"x36"



Blanco


















Blanco Modul



Grafite

TECHNICAL INFORMATION

	COLOR VARIATION	V2
	PEI	N/A
	D.C.O.F.	N/A
	MOHS	N/A
	WATER ABSORPTION	>10%
	PRINTING	HD INKJET
	USAGE	COMMERCIAL / RESIDENTIAL
	CHEMICAL STAIN RESISTANT	YES
	FROST RESISTANT	N/A
	FINISH	POLISHED
	TYPE	CERAMIC
	APPLICATION	WALL
	COUNTRY OF ORIGIN	SPAIN
	EDGE FINISH	RECTIFIED
	RECYCLED CONTENT	>35%

SIZES, PACKAGING AND WEIGHT

Sizes*	PCS / Box (SF)	Box / Pallet (SF)	LBS / Pallet
12"x36"	4 PCS / 11.62 SF	51 BXS / 592.62 SF	2,347.00 LBS

*Nominal

MARKETING TOOLS



Product Catalog (11.75"x8.25")



Architectural Tear Sheets (11.75" x 8.25")



Architectural Binders (9.25" x 12")



Contractor Boards (12"x14")



Glass Display (32"w x 32"d x 84"h)



Glass Cards (4" x 4")



Glass Cards (4" x 6")



Architectural Boxes (12" x 5")




60 Wing Rack Display
(52"w x 36"d x 80"h)



60 Wing Rack Display Boards
(29.5"w x 21 9/16"h)



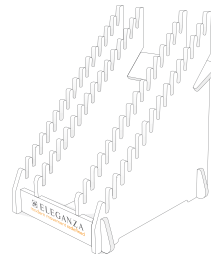
Porcelain Wood Display
(52"w x 22"d x 64"h)



Display Boards
25"w x 52"h x 62.72"d




Large Format Displays
(35.5"w x 13.75"h x 25.5"d)





Double Row Display
(19.5"w x 26.5"h x 23.25"d)


The majority of our marketing tools are available for multiple series. Please inquire for more info.

TECHNICAL INFORMATION

 PEI RATING	PEI I	Decorative Tile. Residential and Commercial Wall and light foot traffic.
	PEI II	Wall and residential bath floor, soft soled traffic.
	PEI III	All residential and light commercial floors
	PEI IV	Medium commercial and light industrial, institutional, moderate soiling
	PEI V	Heavy and Extra-heavy traffic, abrasive dirt

 COLOR VARIATION	1. UNIFORM	Minimal to no difference among pieces
	2. SLIGHT	Distinguishable difference in texture and/or pattern within similar colors
	3. MODERATE	While the colors present in a single piece of tile will be indicative of the colors to be expected on the other tiles, the amount of colors on each piece, the amount of colors on each piece may vary significantly.
	4. RANDOM	Random color variation from tile to tile, so that one tile may have totally different colors from that on other tiles. Thus, the final installation will be totally unique.

 DYNAMIC COEFFICIENT OF FRICTION	≥0.42	Meets minimum passing grade.
--	-------	------------------------------

 WATER ABSORPTION	PERCENTAGE	Classification	Products
	0-0.5%	Impervious	Porcelain tiles, frost proof
	0.5 - 3%	Vitreous	Red and white wall and floor tiles, frost resistant
	3-7%	Semi-vitreous	non-frost proof red and white body floor tiles as
	OVER 7%	Non-vitreous	Monoporosa Floor and wall tiles, double fire wall tiles, and earthenware

